

Keysight Basic Instruments

January 2022



**Introducing Basics Spectrum Analyzers
Up to 20 GHz**

Outperform Expectations in Your Essential RF and Microwave Applications


Keysight's basic spectrum analyzers (BSAs) now provide general-purpose RF functionality up to 4 GHz and tough-to-beat microwave performance up to 20 GHz. Built to address your essential applications, the new Keysight N9321C, N9323C, and N9324C BSAs offer proven test efficiency, best-in-class usability, and the flexibility to adapt to new applications. These new models have the following common features:

- Powerful spectrum monitoring to identify interfering signals from unwanted or unexpected transmissions.
- Efficient AM / FM, ASK / FSK demodulation analysis suites to characterize Internet of Things (IoT) transmitters.
- Advanced task planner enables you to automatically implement up to 20 predefined measurements and reduce test setup time by 95%.
- Effective marker demodulation, one-button optimization, and user-definable soft keys provide straightforward and efficient operation.

N9321C BSA

The N9321C BSA defines value-priced, general-purpose measurements for 9 kHz to 4 GHz frequency range. It comes equipped with a tracking generator and built-in voltage standing wave ratio (VSWR) bridge for transmission and reflection tests.

 [N9321C Data Sheet](#)

 [N9321C Web Page](#)

N9324C BSA

The N9324C BSA enables you to achieve higher productivity for your fast RF spectrum analysis from 1 MHz to 20 GHz. It includes a window limit feature that allows simultaneous determination of a signal's frequency and power limits. This one-button pass / fail determination reduces instrument setup complexity and significantly improves testing efficiency.

 [N9324C Data Sheet](#)

 [N9324C Web Page](#)

N9323C BSA

The N9323C BSA enables you to achieve higher productivity for your fast RF spectrum analysis from 1 MHz to 13.6 GHz. It has a built-in tracking generator for stimulus-response tests.

 [N9323C Data Sheet](#)

 [N9323C Web Page](#)



Featured Products

PATHWAVE

BenchVue instrument application

- instrument set up and test
- data logging and screen capture
- data export to several file types



PATHWAVE

PW9111EDU lab manager

- lab configuration
- asset tracking
- mass firmware update



PATHWAVE

PW9112EDU remote learning

- lab scheduling and resource booking
- remote access and authentication
- browser-based lab work



Smart Bench Essentials

4 instruments; 1 connected interface



EDU36311A DC power supply

90 W, triple output, and programmable for clean, reliable power



EDUX1052G oscilloscope

50 MHz, 2 analog channels, and 1 GSa/s sample rate for accurate capture and analysis



Keysight PathWave BenchVue software

Integrated, smart software to test, analyze, and share results remotely



EDU34450A 5.5-digit multimeter

Measures 11 input signals at up to 110 readings/s for speed-critical tests



EDU33211A/EDU33212A function generators

17 arbitrary waveforms and 6 built-in modulations to get you set up and testing quickly

KeysightCare 24/7 Technical Support

Signal Generators

X-Series signal generators

The Keysight X-Series creates signals capable of testing your very best devices. From the pure and precise MXG to the cost-effective EXG and general-purpose CXG, the X-Series helps you generate true performance.

	MXG-ANALOG	EXG-ANALOG	CXG-VECTOR
Model number	N5181B	N5171B	N5166B
Frequency range	9 kHz to 6 GHz	9 kHz to 6 GHz	9 kHz to 6 GHz
Maximum output power	+24 dBm	+21 dBm	+18 dBm
Frequency switching (list mode)	800 μ s	800 μ s	5 ms
Level accuracy	\pm 0.6 dB	\pm 0.6 dB	\pm 0.6 dB
SSB phase noise (1 GHz, 20 kHz offset)	-146 dBc/Hz	-122 dBc/Hz	-119 dBc/Hz
Harmonics (at 1 GHz)	-35 dBc	-35 dBc	-35 dBc
Analog modulation	AM, FM, PM, and pulse modulation	AM, FM, PM, and pulse modulation	AM, FM, PM, and pulse modulation
Digital modulation	N/A	N/A	120 MHz bandwidth



- [X-Series RF Signal Generators Technical Overview](#)
- [X-Series Signal Generators Web Page](#)
- [PathWave Signal Generation Software Web Page](#)

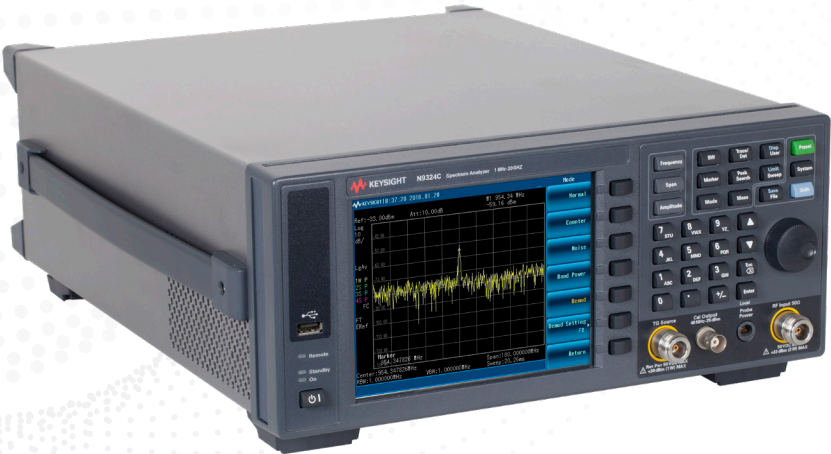
Signal Analyzers

Basic spectrum analyzers (BSAs)*

The BSAs define value-priced general-purpose instruments up to 20 GHz. You can rely on the BSA for proven testing efficiency, usability, and the flexibility to adapt to new requirements.

MODEL	N9320B	N9321C	N9322C	N9323C	N9324C
Frequency	9 kHz to 3 GHz	9 kHz to 4 GHz	9 kHz to 7 GHz	1 MHz to 13.6 GHz	1 MHz to 20 GHz
Overall amplitude accuracy	\pm 0.5 dB	\pm 0.6 dB	\pm 0.6 dB	\pm 0.7 dB	\pm 0.7 dB
DANL at 1 GHz	-145 dBm	-152 dBm	-152 dBm	-144 dBm	-144 dBm
Maximum analysis bandwidth	1 MHz	1 MHz	1 MHz	1 MHz	1 MHz
Phase Noise at 1 GHz	-90 dBc / Hz	-90 dBc / Hz	-90 dBc / Hz	-92 dBc / Hz	-92 dBc / Hz
	Data Sheet	Data Sheet	Data Sheet	Data Sheet	Data Sheet

- [BSA Web Page](#)
- * From selected distributors only



Oscilloscopes

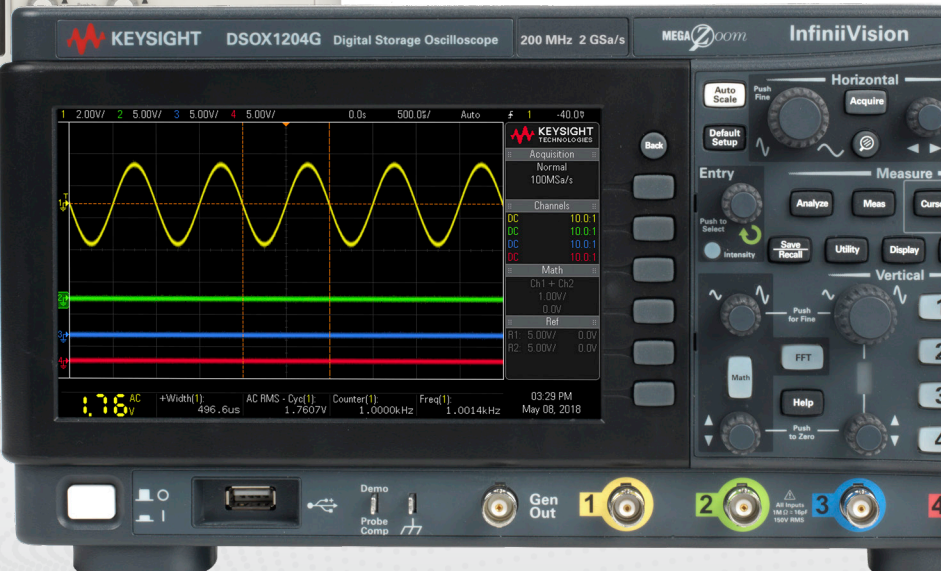
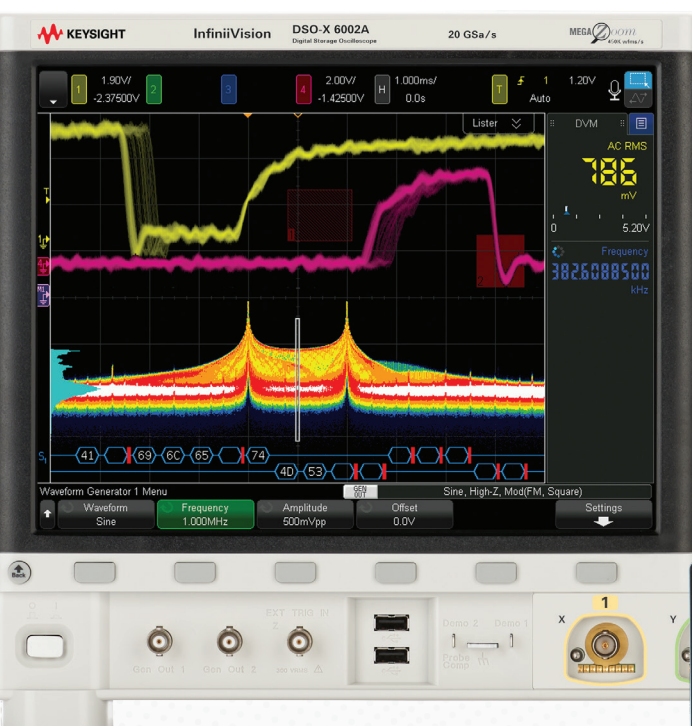
InfiniiVision oscilloscopes

- Experience up to 1,000,000 waveforms / second update rate.
- Get MegaZoom IV and measure with uncompromised, responsive smart memory.
- Test using multiple instrument functionality.
- Expand your platform with upgradable bandwidth, a mixed-signal oscilloscope (MSO), serial analysis, and a built-in waveform function generator.

 PathWave BenchVue software included with instrument















 **NEW** Oscilloscope Technical Resources for Engineers Web Page

 InfiniiVision Oscilloscopes Web Page



Oscilloscopes

InfiniiVision oscilloscopes (continued)

MODEL	DESCRIPTION	BANDWIDTH	CHANNELS	SAMPLE RATE	MEMORY DEPTH	STANDARD WARRANTY	CALIBRATION PERIOD	BUILT-IN INSTRUMENTS
1000 X-Series  1000X Data Sheet  Videos	Basic R&D bench <ul style="list-style-type: none">– 200,000 wfms/s update rate– 7-inch display– Protocol analysis	50 MHz to 200 MHz	2, 4	Up to 2 GSa/s	Up to 2 Mpts and segmented memory standard	3 years	5 years	DVM, frequency counter, frequency response analyzer, 20 MHz function generator*
2000 X-Series  2000X Data Sheet  Videos	Basic R&D bench <ul style="list-style-type: none">– 200,000 wfms/s update rate– 8.5-inch display– Serial bus options	70 MHz to 200 MHz	2, 2+8, 4, 4+8	Up to 2 GSa/s	Up to 1 Mpts and segmented memory standard	5 years	2 years	20 MHz function generator, 5-digit counter*
3000T X-Series  3000X Data Sheet  Videos	Everything the 2000X has plus <ul style="list-style-type: none">– 1,000,000 wfms/s update rate– Advanced math and power analysis– Capacitive touch screen	100 MHz to 1 GHz	2, 2+16, 4, 4+16	Up to 5 GSa/s	4 Mpts and segmented memory standard	3 years	3 years	20 MHz AWG, 8-digit counter*
4000 X-Series  4000X Data Sheet  Videos	Everything the 3000T has plus <ul style="list-style-type: none">– 12.1-inch capacitive touch screen– Fast Fourier transform (FFT), USB 2.0 pre-compliant– Up to four active probes	200 MHz to 1.5 GHz					2 years	Dual 20 MHz AWG, 5-digit counter and frequency response analyzer*
6000 X-Series  6000X Data Sheet  Videos	Everything the 4000X has plus <ul style="list-style-type: none">– 450,000 wfms/s update rate– Multi-touch display– Voice control– Jitter and real-time eye diagram analysis	1 GHz to 6 GHz		Up to 20 GSa/s				Dual 20 MHz AWG, 10-digit counter*
Infiniium S-Series  Data Sheet  Videos	R&D analysis bench <ul style="list-style-type: none">– 10-bit ADC for highest signal integrity– Deep analysis toolkit for power, serial data, jitter– Supports >100 probes– Up to 40 analog channels with Multi-Scope application	500 MHz to 8 GHz	4, 4+16	Up to 20 GSa/s	Up to 800 Mpts	3 years	1 year	Digital channels, digital signal analysis (DSA)
 Infiniium EXR-Series  Data Sheet	Basic R&D bench <ul style="list-style-type: none">– >200,000 wfm/s update rate– 15.6" touchscreen– 25% lower noise than S-Series– New Fault Hunter feature– MultiScope application	500 MHz to 2.5 GHz	4, 4 + 16, 8, 8 + 16	Up to 16 GSa/s	Up to 3.2 Gpts	3 years	1 year	10-digit counter, DVM, logic and protocol analyzers

* All X-Series models have a built-in protocol analyzer and 3-digit digital voltmeter (DVM).



NEW Get more functionality with available software packages

	AUTOMOBILE	AEROSPACE & DEFENSE	EMBEDDED	POWER	USB	NFC	ULTIMATE BUNDLE
1000X	Standard (DSOX)	NA	Standard	NA	NA	NA	NA
2000X	D2000AUTB	NA	D2000GENB	NA	NA	NA	D2000BDLB
3000X/T	D3000AUTB	D3000AERB	D3000GENB	D3000PWRB	D3000USBB	D3000NFCB	D3000BDLB
4000X	D4000AUTB	D4000AERB	D4000GENB	D4000PWRB	D4000USBB	D4000NFCB	D4000BDLB
6000X	D6000AUTB	D6000AERB	D6000GENB	D6000PWRB	D6000USBB	NA	D6000BDLB
P9240A	P9240AUTC	P9240AERC	P9240GENC	NA	NA	P9240NFCC	P9240BDLC
M9240A	M9240AUTB	M9240AERB	M9240GENB	M9240PWRB	NA	M9240NFCB	M9240BDLB

Data Acquisition / Switch Units

DAQ970A and DAQ973A data acquisition system

Get the next-generation Keysight data acquisition (DAQ) system with a three-slot mainframe and your choice of nine plug-in modules. Interface with the DAQ using BenchVue DAQ software, the intuitive graphical front panel with task-oriented, self-guiding menus, or a web browser.

- Features an advanced 6.5-digit internal DMM with improved accuracy and faster measurement speed (50,000 readings / second) to sample more signals.
- Measures very low current ranges (1 μ A DC and 100 μ A AC) and higher resistance range (1,000 M Ω).
- Compensates using new auto-calibration for internal drifts caused by time and temperature changes.
- Comes with additional GPIB for the DAQ973A; easy connectivity to your PC with LAN and USB.
- Code compatible with Keysight. 34970A / 34972A.

 [DAQ970A/DAQ973A Data Sheet](#)

 [PathWave BenchVue software included with instrument](#)

 [DAQ970A and DAQ973A Web Page](#)

PLUS

- Each module updated with improved switching speeds and accuracies.
- Fast Keysight DAQM900A solid-state multiplexer with scan rate speed of up to 450 channels / second.
- New Keysight DAQM909A 4-channel simultaneous sampling digitizer module with a sampling rate of up to 800 kSa / second.

DESCRIPTION	DAQ970A/73A MODULES	KEY SPECIFICATIONS
20-channel solid-state multiplexer	DAQM900A	Up to 450 ch/s
20-channel multiplexer plus 2 current channels	DAQM901A	Armature 2 / 4 wire, 80 ch/s with DAQ970A/DAQ973A, up to 300 V, 1 A
16-channel multiplexer	DAQM902A	Reed 2 / 4 wire, 250 ch/s, up to 300 V, 50 mA
20-channel actuator / GP switch	DAQM903A	SPDT / Form C, 120 ch/s, up to 300 V, 1 A
4 x 8 matrix	DAQM904A	Armature 2-wire, 120 ch/s, up to 300 V, 1 A
2 GHz, dual 4-channel, RF mux, 50 Ω	DAQM905A	Common low (not terminated), 60 ch/s up to 42 V, 0.7 A
Multifunction module	DAQM907A	Two 8-bit digital I/O ports, up to 42 V, 400 mA 26-bit 100 kHz event counter, up to 42 V Two 16-bit analog outputs, up to \pm 12 V, 10 mA
40-channel single-ended multiplexer	DAQM908A	Common low (without 4-wire measurements) 60 ch/s, up to 300 V, 1 A
4-channel simultaneous sampling digitizer	DAQM909A	Differential inputs, up to 800 kSa/s sampling rate, 24-bit resolution



DC Power Supplies

N6700 modular power system

N6700: Ideal DC power supply solution for automated test systems.

- Small 1U mainframe (400, 600, 1200 W) holds up to four output modules.
- Over 35 programmable DC modules offer unique capabilities, performance, voltage, and current combinations.
- Multiple DC electronic load modules, 100 and 200 W, allow current to be sourced and sinked in the same mainframe.

N6705C: Deep insight into DUT power consumption — without assembling a complex test system.

- Holds and uses up to four N6700 Series modules (600 W total).
- Integrates digital multimeter (DMM), oscilloscope, arb, and data logger capabilities.
- Characterizes and improves battery run time with a source / measure unit (SMU) and BV9200B analysis software.

- ☰ [N6705C Data Sheet](#)
- ☰ [N6700C, N6701C, and N6702C Data Sheet](#)
- 🌐 [PathWave BenchVue software included with instrument](#)
- ➡ [N6700 Web Page](#)



EL30000 Series bench DC electronic loads

The Keysight EL30000 Series bench DC electronic loads provide superior performance in a compact bench form factor.

- Test up to 600 W, 1 or 2 inputs.
- Operate in constant current (CC), constant voltage (CV), constant resistance (CR), or constant power (CP) modes.
- Make accurate measurements with excellent programming / feedback accuracy.
- Perform static and dynamic tests.
- View measurements on a 4.3-inch LCD color display.
- Transfer data via USB drive, LAN, USB, or GPIB.



- ☰ [EL30000 Series Bench DC Electronic Loads Data Sheet](#)
- ☰ [Electronic Load Fundamentals](#)
- ➡ [EL30000 Web Page](#)

MODEL	NUMBER OF INPUTS	INPUT POWER	DC INPUT VOLTAGE	DC INPUT CURRENT
EL34143A	1	350 W	150 V	60 A
EL34243A	2	600 W	150 V	60 A per input, 120 A parallel

Need more power? See the Keysight E36200 Series 200 and 400 W autoranging power supplies.

DC Power Supplies

E36300 Series triple-output DC power supplies

- large display with voltages and currents for all three outputs
- accurate programming / readback as low as 0.03%
- low output ripple and noise less than 2 mVpp / 350 uVrms
- precise data logging plus output sequencing and coupling
- convenient front and rear output terminals
- color-coded outputs and individual knobs for voltage and current
- choice LAN (LXI Core), USB, and GPIB (optional)

-  [E36300 Series Data Sheet](#)
-  [PathWave BenchVue software included with instrument](#)
-  [E36300 Web Page](#)



MODEL	E36311A			E36312A			E36313A		
	Economy model			Most popular			Twice the current		
Power	80 W			80 W			160 W		
Channels	1	2	3	1	2	3	1	2	3
DC output	0 to 6 V	0 to +25 V	0 to -25 V	0 to 6 V	0 to 25 V	0 to 25 V	0 to 6 V	0 to 25 V	0 to 25 V
Rating (0 to 40 °C)	0 to 5 A	0 to 1 A	0 to 1 A	0 to 5 A	0 to 1 A	0 to 1 A	0 to 10 A	0 to 2 A	0 to 2 A

E36200 Series DC power supplies

- single or dual outputs; easily combine the dual outputs into a single output with 400 W
- auto-parallel the Keysight E36233A 400 W autoranging dual output power supply to create a single 40 A (30 V) output
- auto-series the E36233A to create a single 120 V (10A) output
- programming / readback accuracy as low as 0.03%
- output ripple and noise < 350 uVrms
- data logging plus output sequencing and coupling
- front and rear output terminals
- color-coded outputs and individual knobs for voltage and current
- LAN, USB, and GPIB (optional)



-  [E36200 Series Data Sheet](#)
-  [E36200 Web Page](#)

MODEL	E36231A		E36232A		E36233A		E36234A	
Power	200 W		200 W		400 W		400 W	
Outputs	1		1		1	2	1	2
DC output	0 to 30 V	0 to 20 A	0 to 60 V	0 to 10 A	0 to 30 V	0 to 20 A	0 to 60 V	0 to 10 A
Rating (0 to 40 °C)								

B2900 Series precision source / measure units (SMUs)

B2900B/BL Series precision SMUs

- minimum source resolution at 10 fA / 100 nV;
minimum measurement resolution at 10 fA / 100 nV
- maximum output at 210 V, 3.03 A DC
- waveform generation (arbitrary) and digitizing capabilities from 10 μ s interval
- integrated 4-quadrant source and measurement capabilities
- 4.3-inch color display supports graphical and numerical view modes
- application software to facilitate PC-based instrument control (free)
- high throughput and SCPI command supporting conventional SMU command set

B2960B/BL Series low-noise power source

- 6.5 digit 2-channel, wide and bipolar voltage / current sourcing (100 nV - 210 V / 10 fA - 10.5 A, 31.8 W)
- noise performance at 10 μ Vrms, 1 nVrms / $\sqrt{\text{Hz}}$ with external filter
- precision arbitrary waveform capability with support for seven built-in functions and user-defined waveforms (1 MHz – 10 kHz)
- 4.3-inch color display supports both graphical and numerical view modes
- application software to facilitate PC-based instrument control (free)
- high throughput and SCPI command supporting conventional SMU command set

 [B2900B Data Sheet](#)

 [B2960B Data Sheet](#)

 [PathWave BenchVue Software](#)

 [B2900 Web Page](#)



Waveform Generators

33500B and 33600A Series Trueform waveform generators

- Generate Trueform arbitrary waveforms with high fidelity and less jitter and harmonic distortion.
- Access ease-of-use features, such as modulation, sweep, burst, dual-channel coupling, and IQ baseband signal player.



- [33500B and 33600A Data Sheet](#)
- [PathWave BenchVue software included with instrument](#)
- [33500B and 33600A Web Page](#)

MODEL	DESCRIPTION	CHANNELS	FREQUENCY RANGE	PULSE	ARBITRARY WAVEFORMS			
					STD/OPT ARB	# BITS	SAMPLE RATE	MEMORY/CHANNEL
33509B 33510B	Exclusive Trueform waveform technology with < 40 ps jitter and < 0.04% THD.	1 2	20 MHz	20 MHz	Optional	16	160 MSa/s	1 M Standard, 16 M Optional
33511B 33512B		1 2			Standard			
33519B 33520B		1 2	30 MHz	30 MHz	Optional		250 MSa/s	
33521B 33522B		1 2			Standard			
33611A 33612A	Exclusive Trueform waveform technology at higher frequency ranges with < 1 ps jitter < 0.03% THD.	1 2	80 MHz	80 MHz	Standard	14	660 MSa/s	4 M Standard, 64 M Optional
33621A 33622A		1 2	120 MHz	100 MHz			1 GSa/s	

Digital Multimeters

Truevolt digital multimeters

- 6.5- and 7.5-digit performance
- graphical capabilities such as trend and histogram charts
- measure very low current, 1 μ A range with pA resolution, enabling measurements on very low power devices
- auto-calibration to compensate for temperature drift
- basic measurements such as DCV, ACV, DCI, ACI, 2- and 4-wire resistance, frequency, period, continuity, diode, temperature, and capacitance



- [Truevolt DMMs Data Sheet](#)
- [PathWave BenchVue software included with instrument](#)
- [Truevolt DMMs Web Page](#)

MODEL	DESCRIPTION	DIGITS OF RESOLUTION	MAX READING RATE AT 4½ DIGITS (RDGS/S)	BUILT-IN PC INTERFACES
34460A	Display DMM results in histogram, bar, and trend charts on color graphical display for easy monitoring and to speed up statistical analysis	6.5	300	USB; optional GPIB, LAN
34461A			1,000	USB, LAN; optional GPIB
34465A	Comes with a digitizer and advanced triggering capability so you can make more measurements with higher speed, better accuracy, and more memory	6.5	50,000	USB, LAN; optional GPIB
34470A		7.5		

3458A digital multimeter, 8.5-digit

- Get 8.5-digit resolution with 0.05 ppm transfer accuracy.
- Perform accurate measurements with 8 ppm (0.0008%) DCV accuracy (4 ppm optional).
- Experience a maximum reading rate of 100,000 readings / second.
- Execute measurements that include DC and AC voltage, DC and AC current.
- Measure using 2- and 4-wire resistance, frequency, and period.
- Use the 148K reading memory for prolonged data logging (now comes standard).
- RoHs compliant.

[3458A Data Sheet](#)
[3458A Web Page](#)



Vector Network Analysis

E5063A ENA vector network analyzer*

- frequency options to suit your test needs and budget, upgradable at any time
- PCB manufacturing test capability with Option 011
- support for six languages via softkey and the embedded help manual in English / Simplified Chinese
- support all Keysight calibration kits, including the Keysight N755xA economy ECal module

ENA SERIES E5063A	
Frequency	50 kHz to 500 M, 1.5, 3, 4.5, 6.5, 8.5, 14 or 18 GHz
Test port	2-port 50 Ω S-parameter test set
Dynamic range	117 dB (spec.), 122 dB (typ.)
Trace noise	0.005 dBrms (spec.), 0.002 dBrms (typ.)
Source power	-20 to 0 dBm
Key software capability	Fixture simulator, Time domain analysis/Test Wizard option ¹ , Wireless power transfer analysis ¹ , and Materials measurement ²
Interface	LAN, USB (front 2, rear 4), USBTMC, GPIB ² , Handler I/O ²

1. Optional capability.
2. External software; Keysight N1500A Material Measurement Suite required.



[E5063A Data Sheet](#)
[PathWave BenchVue software supported](#)
[Electronic Calibration Modules and Kits Web Page](#)
[E5063A Web Page](#)

* From selected distributors only



Keysight Streamline Series | USB Instruments

Vector network analyzers and oscilloscopes

- multiple new compact, faceless, USB instruments
- common technology and measurement capabilities as benchtop and modular instruments
- perfect for component and subassembly test, R&D labs, and light manufacturing
- small footprint in size, weight, and power
- ideal for a rack at 1U high

► [Streamline Network Analyzers Web Page](#)

► [Streamline Oscilloscopes Web Page](#)



Compact form. Zero compromise.

	VECTOR NETWORK ANALYZER (VNA)*	OSCILLOSCOPE
Models	P9370A, P9371A, P9372A, P9373A, P9374A, P9375A	P9241A, P9242A, P9243A
Bandwidth	300 kHz to 26.5 GHz	200 MHz, 500 MHz, and 1 GHz
Capabilities	Full 2-port Ability to extend the number of ports Same calibration and metrology as all trusted Keysight VNAs	2 analog channels 5 GSa/s 1,000,000 wfms/s Zone triggering 6-in-1 instrument: arbitrary waveform generator, frequency response analyzer, digital voltmeter, counter, protocol analyzer

* From selected distributors only

PathWave BenchVue Software

Instrument control software applications

- Use to connect instruments, record results quickly, and visualize measurements.
- Save time with automated test sequences.
- Analyze and export data in multiple formats.

Control Multiple Instruments

Drag-and-drop your way to connect instruments, record results, and visualize measurements across multiple instruments simultaneously, without the need for programming.

Access Integrated Apps

Choose from a wide array of apps with powerful features to simplify your test workflow — from measurement setup and automation to exporting data and analyzing in-depth results — in one software application. The applications support hundreds of Keysight instruments and are continually expanding.

Automate Test Sequences

Rapidly build custom test sequences with an intuitive interface to quickly create tests that previously required days of traditional programming. The integrated Test Flow application makes it simple to drag and drop controls or measurements into a sequence for rapid test development.

Analyze and Export Data

Get easy access to extensive data, screen captures, trace, and measurement logging capabilities. Export your data in multiple formats in just a few clicks.

Instrument Compatibility

- data acquisition units, digital multimeters, and electronic loads
- FieldFox handheld analyzers, function generators, and USB modular products
- universal counters, oscilloscopes, and photovoltaic array simulators
- power analyzers, power meters and power sensors, and power supplies
- signal generators, spectrum analyzers, and network analyzers

PATHWAVE

PathWave BenchVue Technical Overview

PathWave Software Web Page and Free Trial



Special Offers

Save 25% on InfiniiVision oscilloscope application bundles! These automotive, power, and jitter pre-configured bundles are available on the InfiniiVision 3000T, 4000, and 6000 X-Series oscilloscopes.

LEARN MORE

Trade in your eligible Keysight oscilloscope and receive a credit of up to 55% towards the purchase of a new EXR-Series oscilloscope.

LEARN MORE

Receive a free Keysight U1733C handheld LCR meter with your purchase of a qualifying Keysight power supply

LEARN MORE

Save up to 20% on essential RF signal analyzer and signal generator bundles. The Keysight N9000B CXA signal analyzer and Keysight N5166B CXG signal generator provide an easy-to-use, solid foundation for accurate, cost-effective RF testing in general-purpose applications.

BUNDLE OPTION	DISCOUNT	N9000B CXA	N5166B CXG
Good	10%	<ul style="list-style-type: none">– Frequency range, 3 GHz– Preamplifier, 3 GHz– Fine resolution attenuator– Precision frequency reference	<ul style="list-style-type: none">– Frequency range, 3 or 6 GHz– RF bandwidth, 60 MHz– Waveform memory size, 32 MSa
Better	15%	<ul style="list-style-type: none">– Frequency range, 7.5 GHz– Preamplifier, 7.5 GHz– Fine resolution attenuator– Precision frequency reference	<ul style="list-style-type: none">– Frequency range, 3 or 6 GHz– RF bandwidth, 120 MHz– Waveform memory size, 32 MSa
Best	20%	<ul style="list-style-type: none">– Frequency range, 26.5 GHz– Preamplifier, 26.5 GHz– Fine resolution attenuator– Precision frequency reference	<ul style="list-style-type: none">– Frequency range, 6 GHz– RF bandwidth, 120 MHz– Waveform memory size, 512 MSa– AM, FM, phase modulation– Waveform license 5-pack

LEARN MORE



KeysightCare

Expert Technical Support

Get a two-business-day committed technical response with KeysightCare Technical Support when you purchase Keysight products through your Keysight distribution partner. You will receive three years of KeysightCare Technical Support in addition to your three-year warranty.

Mitigate risk and avoid project delays with technical support coverage. Get personalized technical support with KeysightCare Technical Support. You have 24/7 access to the KeysightCare support portal — a prolific knowledge center and self-service web portal.

The knowledge center contains thousands of programming examples and detailed technical articles based on decades of R&D and test experience. The self-service web portal enables you to log support requests and track your cases for faster response.



KEYSIGHTCARE

Now Available for
Distribution Products!

LEARN MORE

Our Featured Distribution Partner



www.newark.com/keysight
800.463.9275



Technical data and pricing subject to change without notice.

© Keysight Technologies 2020 - 2022
Published in USA, January 24, 2022
5992-0112ENDIS
www.keysight.com