

Mega-Fit Power Connectors, 5.70mm Pitch



Mega-Fit Power Connectors deliver 23.0A per circuit through fully protected header pins and receptacle terminals while offering unique keying options to ensure proper mating during termination

Features and Benefits

Power-dense design with high-current terminals, tight pitch and row spacing

Provides more power per linear and square millimeter than other mid-range power products in the industry

Positive locking housing

Ensures secure retention when receptacle and header are mated. Delivers an audible click to provide feedback that connector is fully mated

Tin-plated contacts available

Enhances design flexibility. Provides significant cost savings

Sacrificial contacts

Allows system to be "hot plugged" at 48V/23.0A up to 30 cycles

Extended barrel conductor crimp

Provides extremely strong terminal-to-wire retention for long-term reliability

Terminal interface with six independent points of contact (split-box terminal design)

Offers redundant, secondary current paths for long-term performance and reliability




Fully isolated header pins and receptacle terminals

Protects against potential damage during handling and mating

Polarization peg to engage with PCB

Replaces the crush pegs to provide stability without taking up room on the PCB. Aids assembly by ensuring correct orientation

- Mega-Fit Power Connector Family**
 A. Vertical Header (Series 172065, 76829)
 B. Right-Angle Header (Series 172064, 76825)
 C. Receptacle (Series 171692, 170001)
 D. Female Crimp Terminal (Series 172063, 76823)
 E. Blind-Mate Header (Series 204653)



Crush peg removal

Delivers a smaller footprint on the PCB

Applications

Home Appliance

Washers and Dryers

Heaters and Air Conditioners

Telecommunication/Networking

Hubs and Servers

Power Supplies and Distribution

Industrial

Machinery and Heavy Equipment

Lighting and Automation

Commercial Vehicle

Unsealed Electronic Control Modules

Power Converters



Consumer Appliances



Industrial Machinery

Mega-Fit Power Connectors, 5.70mm Pitch



Specifications

REFERENCE INFORMATION

Packaging: Bag, Reel, Tray
 UL File No.: E29179
 CSA File No.: LR-19980_A_000
 Mates With: Mega-Fit Receptacles
 Use With: Mega-Fit Receptacles
 Terminal Used: Series 172063, 076823
 Designed In: Millimeters
 RoHS: Yes, Compliant Materials
 Halogen Free: Yes or No
 Glow Wire Compliant: Yes

ELECTRICAL

Voltage (max.): 600V
 Current (max.): 23.0A
 Contact Resistance: 6 Milliohms
 Dielectric Withstanding Voltage: No breakdown
 Current leakage <5mA
 Insulation Resistance (min.): 1,000 Megohms

MECHANICAL

Contact Insertion Force (max.): 6.8N
 Contact Retention to Housing: 30N
 Insertion Force to PCB (max.): 85N
 Mating Force: Tin plated (max.):
 6.8N initial mating force per circuit
 0.36 or 0.78 μ (15 or 30 μ) Gold plated (max.):
 6.0N per circuit
 Unmating Force: Tin plated (max.):
 6.5N initial unmating force per circuit
 0.36 or 0.78 μ (15 or 30 μ) Gold plated (max.):
 5.6N per circuit
 Durability (min.): Maximum change from initial:
 Tin: 2 Megohms; Gold: 2 Megohms
 Header Pin Retention Force in Housing
 Vertical Header: 89N min per pin

PHYSICAL

Housing: UL 94 V-0, Glow-Wire and Low-Halogen
 Contact: High-Conductivity Copper
 Plating:
 Contact Area: Gold (Au) 0.36 or 0.78 μ (15 or 30 μ)
 options or Tin (Sn)
 Solder Tail Area: Tin (Sn)
 Underplating — Nickel (Ni)
 PCB Thickness: 1.60 and 2.40mm (.062 and .093")
 Operating Temperature: -40°C to 105°C

Ordering Information

Series No.	Component	Orientation	Plating	Flammability Rating
171692	Receptacles	Straight	---	UL 94 V-0
170001				Glow-Wire
172064	Headers	Right-Angle	Gold	UL 94 V-0 and Glow-Wire
76825			Tin	
172065		Vertical	Gold	
76829			Tin	
76829			Tin	
172065			Gold	
200122	Standard and Glow-Wire Dual-Row Backshell Half	-	-	
		Wire Size - AWG	Wire Size - Metric	Base Material
172063	Crimp Terminals	12, 14 or 16 AWG	1.50, 2.50 or 4.00mm ²	Copper Alloy
76823				

www.molex.com/link/megafit.html

Molex is a registered trademark of Molex, LLC in the United States of America and may be registered in other countries; all other trademarks listed herein belong to their respective owners.