






SAMTEC HIGH SPEED BOARD-TO-BOARD PRODUCT CHART



Samtec Brand Name	Series	Pitch	Stack Height (mm)*	Features
Q Series® (Q Strips®, Q Pairs®) 	QTH/QSH	.5mm	5, 8, 11, 14, 15, 16, 19, 25, 30	Breadth of offering (pitch, positions, stacks, orientations), metal plane for power or ground.
	QTS/QSS	.635mm	5, 8, 11, 16	
	QTE/QSE	.8mm	5, 8, 11, 14, 15, 16, 19, 25, 30	
Q2™ 	QMS/QFS	.635mm	10, 11, 12, 13, 14, 16	Rugged, numerous combos and end options, multiple orientations, metal plane for power or ground.
	QMSS/QFSS	.635mm	11	Shielded Q2™, end options, metal plane for power or ground.
Q Rate™ 	QRM8/QRF8	.8mm	7, 10	Edge Rate™ contacts, ground planes, and slim footprint.
Edge Rate™ 	ERM8/ERF8	.8mm	7, 9, 10, 12, 14, 16	Rugged, high cycle, smooth contact surface.
Razor Beam™ 	ST4/SS4	.4mm	4, 5, 6	Ultra-fine pitch, slim, narrow, low profile.
	LSHM	.5mm	6, 7, 8, 9, 10, 12	Hermaphroditic, fine pitch, slim, narrow, rugged.
	LSS	.635mm	6, 7, 8, 9, 10, 12	
QEM8/QEF8	QEM8/QEF8	.8mm	7, 10	Footprint compatible with Q Series®, Edge Rate™ contacts, and ground planes.
QDM8/QDF8	QDM8/QDF8	.8mm	7, 10	Edge Rate™ contacts with dual ground planes.

*Some stack heights are application specific options.
For more information contact SIG@samtec.com