

## Angled connectivity products provide space saving solutions in tight spaces

L-com offers a wide variety of angled products in many interfaces – D-Subminiature, Cat 5e/Telecom, USB, SATA, IEEE-488, Coaxial and Video. Here is an example showing how L-com's D-Subminiature adapters aid in connecting cables in a confined space:



### How are right angle adapters used?

Right angle adapters assist in connecting cables in tight spaces by allowing the cable to mate at a 90 degree angle. This reduces the backshell and cable bend distance required when mating cables. L-com offers right angle adapters in DB9, DB15, DB25, DB37 and HD15 male to female configurations with three cable exit directions each. Hardware is reversible allowing for use in virtually any application.




Figure 1  
Cables require approximately 2.5" to exit a mating connector depending on backshell length and cable diameter/flexibility.

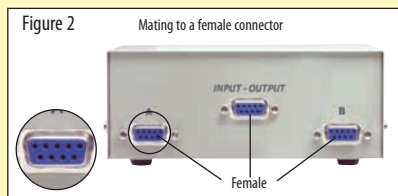


Figure 2 Mating to a female connector  
Choose the proper adapter for desired cable exit direction and simply plug the cable into the adapter.

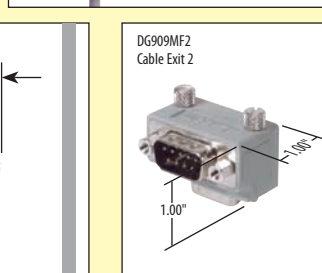
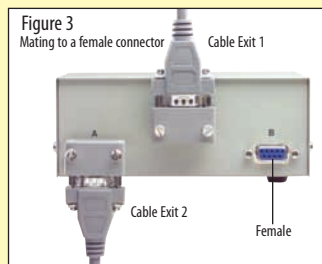



Figure 4  
Cable Exit 1 Side View



DG909MF1  
Cable Exit 1

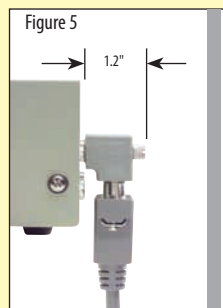




Figure 6  
Cable Exit 2 Side View



DG909MF2  
Cable Exit 2

New Cable Exit 3 allows the user to rotate the female connector 180° compared to Cable Exits 1 and 2.



DG909MF3  
Cable Exit 3

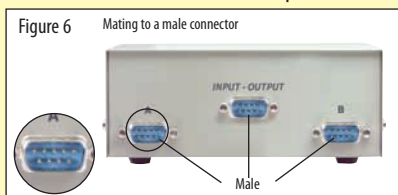
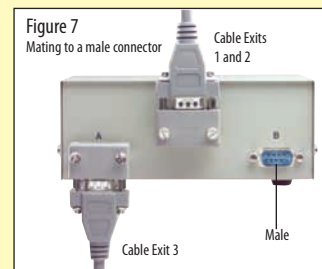


Figure 9 Mating to a male connector  
Choose the proper adapter for desired cable exit direction and simply plug the cable into the adapter.



Note: When mating to a male connector, Cable Exits 1 and 2 exit in the same direction.

### Telecom/Modular


#### Right-Angle Modular Couplers, Shielded and Unshielded

- Maintains a Precise Right Angle



#### Premium CAT 5E Right Angle Patch Cable


- Solves Clearance Issues



### USB

#### USB RA Cable Assemblies

- Multiple Lengths and Options



#### USB RA Adapter



- Vertical and Horizontal Hinges