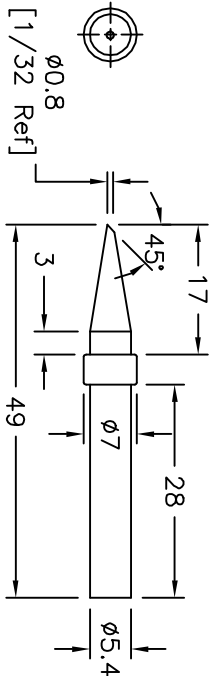
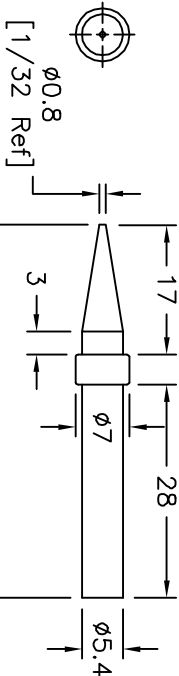


ALL RIGHTS RESERVED. NO PORTION OF THIS PUBLICATION, WHETHER IN WHOLE OR IN PART CAN BE REPRODUCED WITHOUT THE EXPRESS WRITTEN CONSENT OF SPC TECHNOLOGY.

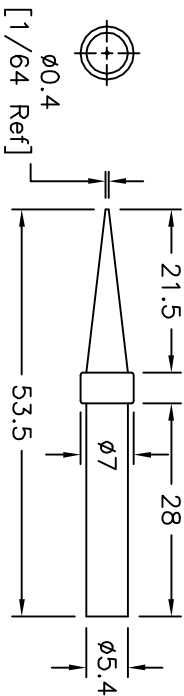
REVISIONS		DOC. NO. SPC-F005	Effective: 12/21/98		DCP No: 680			
DCP #	REV	DESCRIPTION	DRAWN	DATE	CHECKD	DATE	APPRVD	DATE
522	A	RELEASED	JWM	7/25/01	JC	9/13/01	DJC	9/26/01



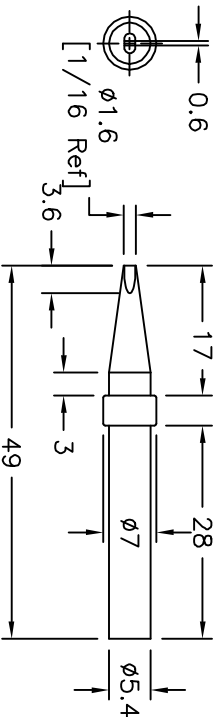
**SPC10940**



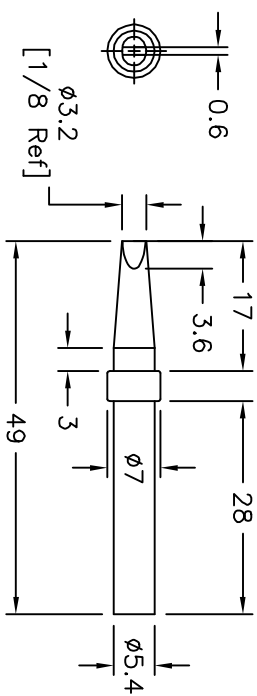
**SPC10941**



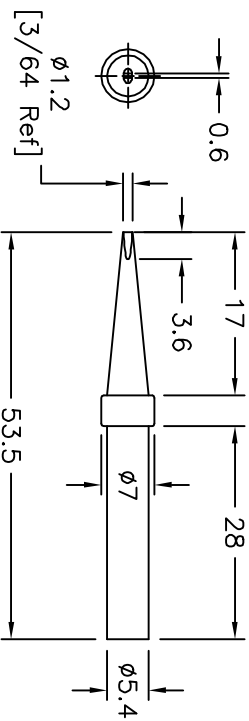
**SPC10942**



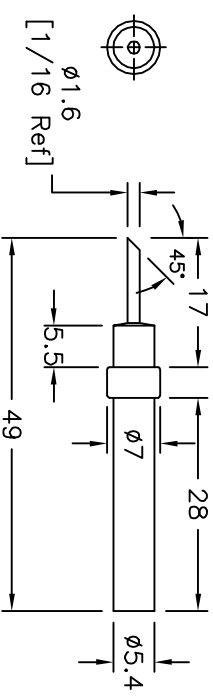
**SPC10943**



**SPC10944**



**SPC10945**



**SPC10946**

Material: Brass-Chrome Plated

**DISCLAIMER**  
 ALL STATEMENTS AND TECHNICAL INFORMATION CONTAINED HEREIN ARE BASED UPON INFORMATION AND/OR TESTS WE BELIEVE TO BE ACCURATE AND RELIABLE SINCE CONDITIONS OF USE ARE BEYOND OUR CONTROL. THE USER SHALL DETERMINE THE SUITABILITY OF THE PRODUCT FOR THE INTENDED USE AND ASSUME ALL RISK AND LIABILITY WHATSOEVER IN CONNECTION THEREWITH.

Tolerances Unless Otherwise Specified:  
 .X=±0.2 [.008]  
 .XX=±0.12 [.005]

DRAWN BY:	Jeff McVicker	DATE:	7/25/01
CHECKED BY:	JOHN COLE	DATE:	9/13/01
APPROVED BY:	Daniel Carey	DATE:	9/26/01

DRAWING TITLE:

**SPC TECHNOLOGY**  
 Replacement Solder Tips

SIZE DWG. NO.

**A TA-373**

ELECTRONIC FILE

**TA-373.dwg**

REV

**A**

SCALE: NTS

U.O.M.: Millimeters

SHEET: 1 OF 1