



ALL RIGHTS RESERVED. NO PORTION OF THIS PUBLICATION, WHETHER IN WHOLE OR IN PART CAN BE REPRODUCED WITHOUT THE EXPRESS WRITTEN CONSENT OF SPC TECHNOLOGY.

SPC-F005.DWG

REVISIONS

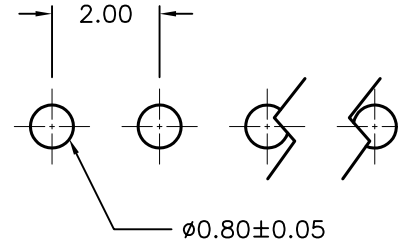
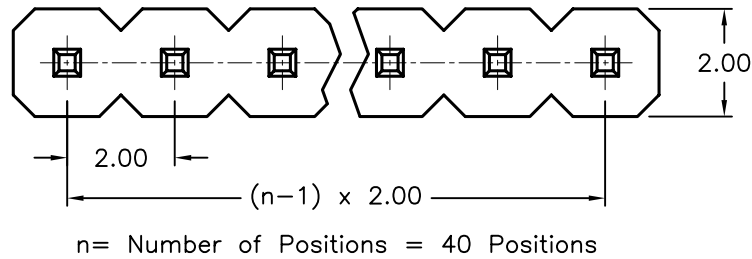
DOC. NO. SPC-F005 * Effective: 7/8/02 * DCP No: 1398

DCP #	REV	DESCRIPTION	DRAWN	DATE	CHECKD	DATE	APPRVD	DATE
1878	A	RELEASED	EO	06/05/06	TL	06/19/06	HO	06/19/06

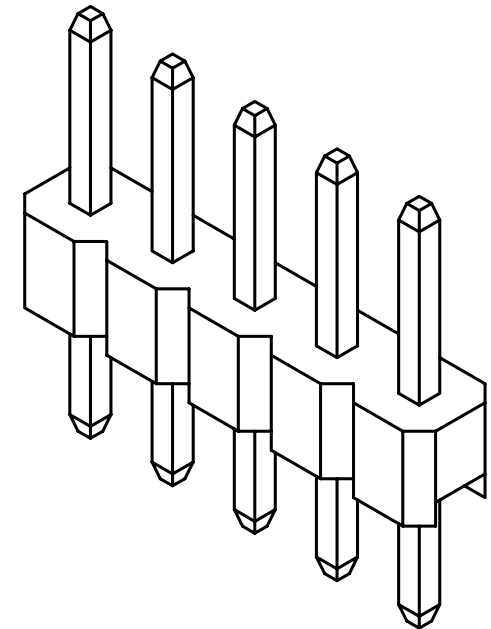
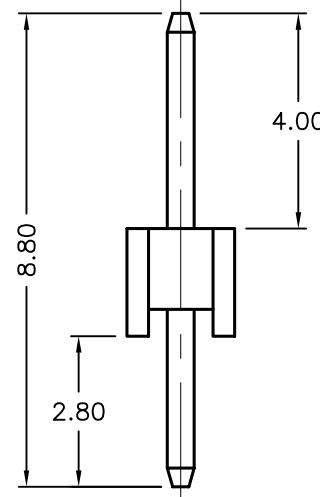
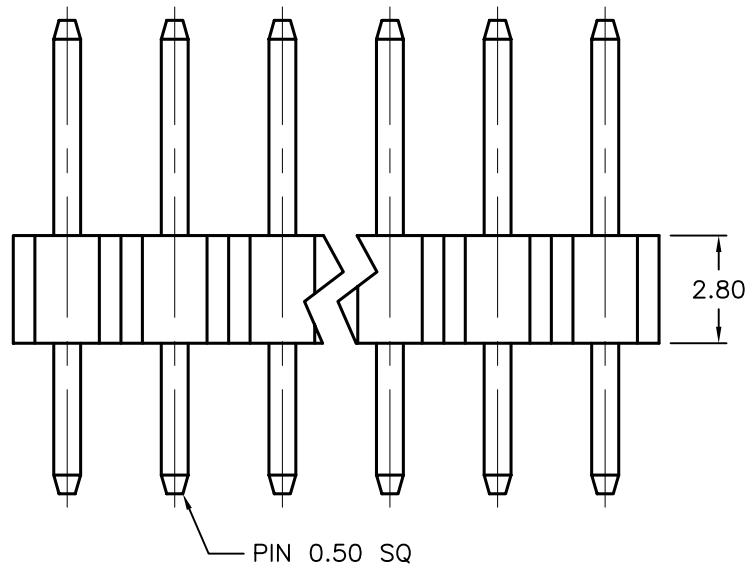


SPECIFICATIONS

- Current Rating: 2A AC, DC
- Voltage Rating: 250V AC, DC
- Temperature Range: -25°C ~ +85°C
- Contact Resistance: 20 milliohm Max.
- Insulation Resistance: 1,000 Megohm Min.
- Withstanding Voltage: 1,000 VAC/minute
- Pin Material: Gold Flash
- Material: PBT30%GF, UL94V-0
- Color: Black



P.C.B LAYOUT



DISCLAIMER:
ALL STATEMENTS AND TECHNICAL INFORMATION CONTAINED HEREIN ARE BASED UPON INFORMATION AND/OR TESTS WE BELIEVE TO BE ACCURATE AND RELIABLE. SINCE CONDITIONS OF USE ARE BEYOND OUR CONTROL, THE USER SHALL DETERMINE THE SUITABILITY OF THE PRODUCT FOR THE INTENDED USE AND ASSUME ALL RISK AND LIABILITY WHATSOEVER IN CONNECTION THEREWITH.

TOLERANCES:

.X ±0.25
.XX ±0.15
.XXX ±0.05

DRAWN BY:	DATE:
EKLAS ODISH	06/05/06
CHECKED BY:	DATE:
THOMAS LEE	06/19/06
APPROVED BY:	DATE:
HISHAM ODISH	06/19/06

DRAWING TITLE: 2mm PCB Header, Straight, Single Row, Gold Plating on Mating End			
SIZE A	DWG. NO. SPC20491	ELECTRONIC FILE 93K5744.DWG	REV A
SCALE: NTS	U.O.M.: mm	SHEET: 1 OF 1	