

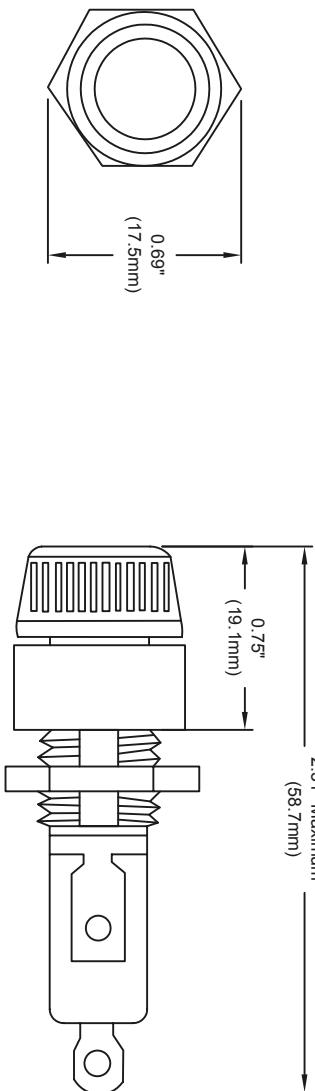


ALL RIGHTS RESERVED. NO PORTION OF THIS PUBLICATION, WHETHER IN WHOLE OR IN PART CAN BE REPRODUCED WITHOUT THE EXPRESS WRITTEN CONSENT OF SPC TECHNOLOGY.


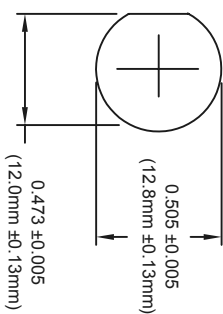
SPC-F005.DWG

REVISIONS		DCP NO.	SPC-F005	* Effective:	7/8/02	* DCP No:	1398	
DCP #	REV	DESCRIPTION	DRAWN	DATE	CHECKD	DATE	APPRVD	DATE
			VEE	10-08-10	Jogon	14-08-10	XXX	24-08-10

With Fuse



Mounting Hole



Dimensions : Inches (mm)

Agency Approvals: UL Recognized - Guide IZLT2, File E14853
 CSA Certified - CLASS 6225-01, FILE E47235
 Temperature Rating: 150°C.
 Current: 30A
 Voltage: 250 VAC
 CE Logo denotes compliance with European Union Low Voltage Directive (50-1000 VAC, 75-1500 VDC)

General Information:
 Bayonet Type Knob
 For 1/2" x 1-1/4" Fuses.
 Vibration Resistant.
 For panels up to 5/16" (7.9mm) thick

Part Number Table

Description	Part Number
Panel Mount Fuseholder	MCHKP-RH

TOLERANCES:

DISCLAIMER:
 ALL STATEMENTS AND TECHNICAL INFORMATION CONTAINED HEREIN ARE BASED UPON INFORMATION AND/OR TESTS WE BELIEVE TO BE ACCURATE AND RELIABLE. SINCE CONDITIONS OF USE ARE BEYOND OUR CONTROL, THE USER SHALL DETERMINE THE SUITABILITY OF THE PRODUCT FOR THE INTENDED USE AND ASSUME ALL RISK AND LIABILITY WHATSOEVER IN CONNECTION THEREWITH.

UNLESS OTHERWISE SPECIFIED, DIMENSIONS ARE FOR REFERENCE PURPOSES ONLY.

DRAWN BY:	DATE:
VEE	10-08-10
CHECKED BY:	DATE:
Jogon	14-08-10
APPROVED BY:	DATE:
XXX	24-03-10

DRAWING TITLE:		DRAWING TITLE:	
Panel Mount Fuseholder		Panel Mount Fuseholder	
SIZE	DWG. NO.	ELECTRONIC FILE	REV
A	XXX	92N5191	A
SCALE:	NTS	U.O.M.: Millimeters	SHEET: 1 OF 1