


PANEL LENS CLIPLITE® LITEPIPE® FOR PCB MOUNTED LEDs



U.S. & Foreign Patents Issued and Pending

VERSATILITY

The LITEPIPE® with CLIPLITE® lens easily provides a method for transmitting the light from PCB mounted LEDs to the front display panel. Both styles of LEDs, surface mount and standard packages, can be displayed in this manner.

BRIGHTNESS

The LITEPIPE® by itself has a limited angle of view. However, when used with the CLIPLITE® fresnel lens the light is dispersed over the entire lens surface producing 180 degrees of viewing.

APPLICATION

The LITEPIPE® with CLIPLITE® lens is available for use with both surface mount and standard packaged LEDs in 3mm and 5mm configurations. Because there is no physical connection between the LITEPIPE® and the PCB mounted LED, the circuit board can be installed or removed without disturbing the panel display.

INSTALLATION

The LITEPIPE® with CLIPLITE® lens is easy to install. Insert the lens through the panel opening and snap the LITEPIPE® into the lens. For added security in harsh environments, a retaining ring is available.

SPECIFICATIONS

MATERIAL	LITEPIPE® - Acrylic (Optical grade) CLIPLITE® Lens - Polycarbonate Retaining Ring - Polypropylene (U.L. Listed Materials)
DESIGN	LITEPIPE® (3mm and 5mm) with annular ring and locking tab engages into the annular groove of VCC's low profile CLIPLITE® lens. The lens mounts the LITEPIPE® securely to the display panel and provides 180 degrees of viewing angle.
MOUNTING	LITEPIPE® 3mm - Mates with VCC's lenses model SMB 200 and SMQ 250. Panel mounting hole .171 (4.3mm) on 1/4" centers. Panel thickness 1/32" to 1/8". LITEPIPE® lengths from .200" to 1.200". LITEPIPE® 5mm - Mates with VCC's lens model CLB 300 and SQB 400. Panel mounting hole .250 (6.35mm) on 3/8" centers. Panel thickness 1/32" to 1/4". LITEPIPE® lengths from .360" to 1.360". For panels less than 3/16" use SPC 125 spacer. LENS RETAINING RING - available for added security (RNG 190, 3mm & RNG 268, 5mm).
STANDOFF	Use VCC's standoff to adjust the height of a standard LED above the PCB and maintain a maximum .050" clearance between the LITEPIPE® and LED. See STD Series data sheet on page 31.

ORDERING CODE: LENS

CLB 300 RTP

MODEL

SMB 200 (RND 3mm)
SMQ 250 (SQ 3mm)
CLB 300 (RND 5mm)
SQB 400 (SQ 5mm)
SPC 125 (Spacer for CLB 300 & SQB 400)

COLOR

RTP Red Transparent
ATP Amber Transparent
GTP Green Transparent
BTP Blue Transparent
YTP Yellow Transparent
CTP Clear Transparent

ORDERING CODE: LITEPIPE®

LSV XXX CTP

MODEL

LSV (3mm)
LCV (5mm)

PRODUCT CODE

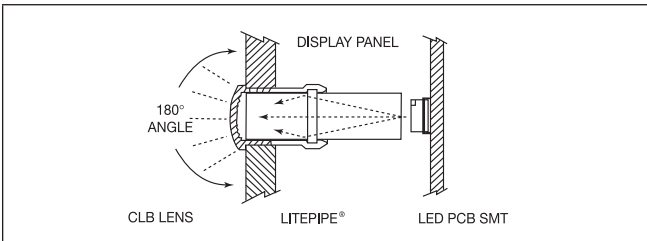
LSV - CODE LENGTH (inches)
020 (.200") 040 (.400") 060 (.600")
080 (.800") 100 (1.00") 120 (1.20")

LCV - CODE LENGTH (inches)
036 (.360") 056 (.560") 076 (.760")
096 (.960") 116 (1.16") 136 (1.36")

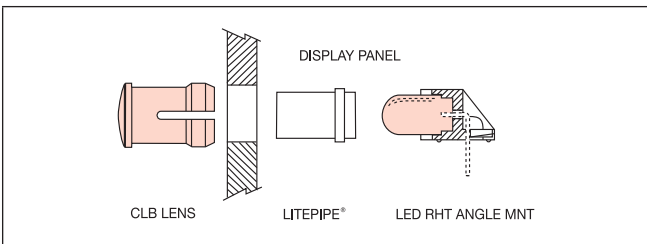
COLOR

CTP CLEAR

LITEPIPE® & SURFACE MOUNT LEDs



LITEPIPE® & RIGHT ANGLE LEDs



OUTLINE DRAWING

