



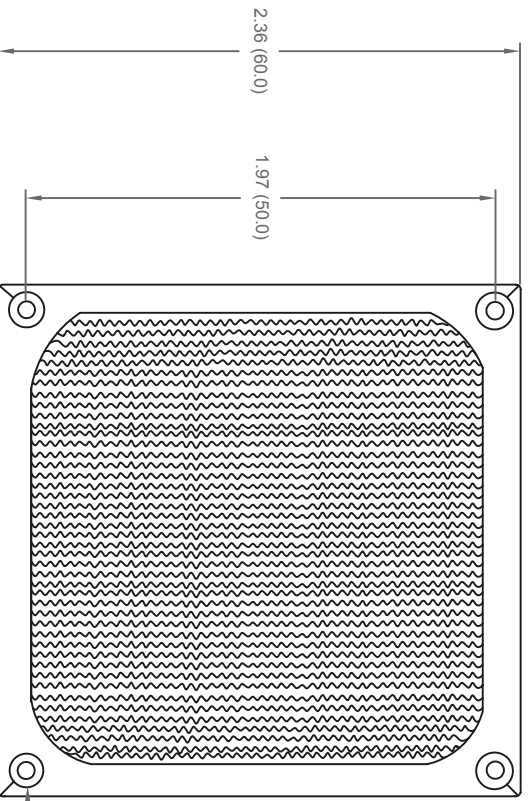

ALL RIGHTS RESERVED. NO PORTION OF THIS PUBLICATION, WHETHER IN WHOLE OR IN PART CAN BE REPRODUCED WITHOUT THE EXPRESS WRITTEN CONSENT OF SPC TECHNOLOGY.

SPC-F005.DWG

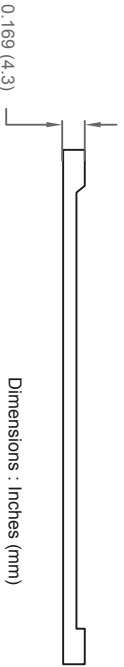
REVISIONS

DCP #	REV	DESCRIPTION	DRAWN	DATE	CHECKD	DATE	APPRVD	DATE
			JAG	19-10-10	M/RD	19-10-10	XXX	02-11-10

DOC. NO. SPC-F005 * Effective: 7/8/02 * DCP No: 1398



0.17 (4.3) Mounting Hole Diameter



Dimensions : Inches (mm)

Notes:

- Material : Black Electrodeposit Plating
- Screen : 30 x 30 mesh convoluted with 3/16" pitch, 1/8" deep
- Finish : Mill and Anodized Black Electrodeposit

Part Number Table

Description	Part Number
Fan Filter	MC32637

TOLERANCES:

UNLESS OTHERWISE SPECIFIED, DIMENSIONS ARE FOR REFERENCE PURPOSES ONLY.

DRAWN BY:

JAG

DATE:

19-10-10

CHECKED BY:

M/RD

DATE:

19-10-10

APPROVED BY:

XXX

DATE:

02-11-10

DRAWING TITLE:

Fan Filter

SIZE DWG. NO.

A

MC32637

ELECTRONIC FILE

56P2914

SCALE: NTS

U.O.M.: Millimeters

SHEET:

1 OF 1

DISCLAIMER:
ALL STATEMENTS AND TECHNICAL INFORMATION CONTAINED HEREIN ARE BASED UPON INFORMATION AND/OR TESTS WE BELIEVE TO BE ACCURATE AND RELIABLE. SINCE CONDITIONS OF USE ARE BEYOND OUR CONTROL, THE USER SHALL DETERMINE THE SUITABILITY OF THE PRODUCT FOR THE INTENDED USE AND ASSUME ALL RISK AND LIABILITY WHATSOEVER IN CONNECTION THEREWITH.