

SECTION F
ACCESSORIES
Introduction

Switch Guards

- Prevent accidental operation of switches
- Switch operation limited to selected functions
- Adaptable to one, two and four pole configurations
- One hole or flush mounted variations


Pushbutton Shields

- Guard pushbuttons against accidental operation
- Fit most pushbutton switches
- Three different styles
- Three different colors


Protective Seals

- Panel seal for One Hole Mounting (OHM)
- O-Ring seals for panel mounting
- Switch boots


Attachable Tips

- Vinyl slip-on types
- Fluorescent snap-on tips
- Thermoplastic shaped levers
- 3-cateye lever assembly


Mounting and Terminal Hardware

- Replacement hardware for military switches
- Optional hardware
- Mounting adapters for thick panel mounting
- Pushbutton mounting adapter

ACCESSORIES

Switch Guards MIL-G-7703 and Industrial Grade

FEATURES

- For use with 2 or 3 position switches
- Lever covers molded in various colors
- Cover closure transfers toggle lever.
See code number for details.
- Metal and molded covers
- Flush and one hole mounted (OHM) mounting styles
- MS approved and OPL'd per MIL-G-7703
- Covers are molded out of thermoset molding materials
- Guard covers are spring loaded to either close or lock in open position
- One hole mounting and three hole mounting available
- Keyway orientation variations offered on some guards



Code 1



Code 2, 3, 17, 16



Code 7, 8, 10-14



Code 9



Code 6



Code 4, 5



Code 18-25



Code 26-29



Code 15

SELECTION TABLE

Switch Guard Code Number	Switch Mounting	Switch Positions	Lever Material	Color ^④	Marking ^②		Location of Keyway Tab	Military Part Number	Catalog Number		
					Hinged End	Other End					
					1	Flush				3	Phenolic
2	Flush	2	Phenolic	Red	---	---	---	MS25224-2	8497K2		
3	Flush	3	Phenolic	Red	---	---	---	MS25225-2	8498K2		
4	Flush	2	Metal	Green	---	---	---	MS25452-1	8499K1		
5	Flush	2	Metal	Green	EMERGENCY	---	---	NAF47851-1	K2		
6	Flush/OHM	2 or 3	Metal ^③	Black	---	---	---	MS25221-1	8495K1		
7	OHM	3	Phenolic	Red	---	---	Opp. Hinged End	MS25214-2	8494K2		
8	OHM	3	Phenolic	Red	---	---	Hinged End	MS25214-3	K3		
9	OHM	3	Phenolic	Red	---	---	Opp. Hinged End	MS25223-2	8496K2		
10	OHM	2	Phenolic	Red	---	---	Opp. Hinged End	MS25224-1	8497K1		
11	OHM	2	Phenolic	Red	---	---	Hinged End	MS25224-3	8497K3		
12		2	Phenolic	Red	ON	OFF	Opp. Hinged End	---	K7		
13		3	Phenolic	Red	---	---	Opp. Hinged End	MS25225-1	8498K1		
14		3	Phenolic	Red	---	---	Hinged End	MS25225-3	K3		
15		2 or 3	Metal ^③	Black	---	---	Opp. Pin Hole	MS24417-1	8492K1		
16		2 or 3	Phenolic	Red	---	---	Opp. Hinged End	MS27752-1	8498K6		
17	Flush	3	Phenolic	Red	---	---	---	MS25214-1	8494K1		
18	OHM	3	Metal	Red	---	---	Hinged End	---	8493K4		
19		3		Red	---	---	Opp. Hinged End		K5		
20		2		Red	---	---	Hinged End		K6		
21		2		Red	---	---	Opp. Hinged End		K7		
22		3		Black	---	---	Hinged End		K8		
23		OHM		3	Black	---	---		Opp. Hinged End	---	8493K9
24				2	Black	---	---		Hinged End		K10
25				2	Black	---	---		Opp. Hinged End		K11
26	3		Red	---	---	Right Side	K12				
27	3		Red	---	---	Left Side	K13				
28	OHM	3	Metal	Black	---	---	Right Side	---	K14		
29		3		Black	---	---	Left Side		K15		

① Will not return lever when mounting plate is over .0625 [1,58] thick.

② Custom lettering or symbols available.

③ Guard has no moving lever.

④ Optional colors – black phenolic available for 8497, where other colors are required they are sprayed over standard color.



ACCESSORIES

Switch Guards MIL-G-7703 and Industrial Grade

SPECIFICATIONS

Code 1 and 9

- For three-position switches
- Returns lever to center position from either extreme
- Guard housing is spring loaded to retain closed position

Code 2, 10, 11 and 12

- For full throw single throw switches
- Returns lever to OFF position

Code 3, 13 and 14

- For three-position switches
- Returns lever from up position to center position
- Will not change toggle position when it is in down position

Code 4 and 5

- For two-position full throw switches
- Permits locking toggle in extreme up position

Code 6 and 15

- Insertion of pin through guard prevents accidental operation
- Prevents transfer of single throw switches
- Permits operation from first position to center on three-position switches

Code 7 and 8

- For three-position switches
- Returns lever to center position from either extreme
- Guard housing remains fixed in open and closed position

Code 16

- For two- or three-position switches
- Closing guard does not affect toggle position

Code 18, 19, 22 and 23

- For three-position switches
- Returns lever from up position to center position
- Will not change toggle position when it is in down position

Code 20, 21, 24 and 25

- For two-position full throw switches
- Returns lever from up position to down position

Code 26-29

- For three-position switches
- With both guards in closed position, switch toggle lever is locked in center position. With one guard each in open and closed position, switch can be toggled between center and open guard position, with both guards in open position, switch can be toggled between left, center, and right position.



ACCESSORIES

Switch Guard Application Table

Switch Catalog Number ①	Switch Guard Code Number	Switch Catalog Number ①	Switch Guard Code Number
8200K7 8201K6, K14 8209K6 8210K7 8211K7	1, 3, 6, 17 2, 4, 5, 6, 3, 6 6 2, 6	8837K4 & K94 K5 & K95 K6 & K96 K7 & K97 K8 & K98	10, 11, 15, 16, 20, 21, 24, 25 10, 11, 15, 16, 21, 25 13, 15, 16, 19, 23, 26-29 7, 9, 13, 15, 16 11, 15, 16
8212K6 8500K1 K2 K3 K4	3, 6 7, 9, 13, 14, 15, 16, 18, 19, 22, 23, 26-29 13, 14, 15, 16, 18, 19, 22, 26-29 13, 14, 15, 16, 18, 19, 22, 26-29 10, 11, 15, 16, 20, 21, 24, 25	8837K9 & K99 K10 & K910 K11 & K911 8838K1 & K91 K2 & K92	10, 12, 15, 16, 21, 25 10, 11, 15, 16, 21, 25 10, 11, 15, 16, 21, 25 7, 9, 13, 14, 15, 16, 18, 19, 22, 23, 26-29 13, 14, 15, 16, 18, 19, 22, 26-29
8500K5 K6 K7 K8 K9	10, 11, 15, 16, 21, 25 13, 15, 16, 19, 23, 26-29 7, 9, 13, 15, 16 11, 15, 16 10, 12, 15, 16, 21, 25	8838K3 & K93 K4 & K94 K5 & K95 K6 & K96 K7 & K97	13, 14, 15, 16, 18, 19, 22, 26-29 10, 11, 15, 16, 20, 21, 24, 25 10, 11, 15, 16, 21, 25 13, 15, 16, 19, 23, 26-29 7, 9, 13, 15, 16
8500K10 K11 K12 K13 8501K1	10, 11, 15, 16, 21, 25 10, 11, 15, 16, 21, 25 15, 16 13, 15, 16, 19, 23 7, 9, 13, 14, 15, 16, 18, 19, 22, 23, 26-29	8838K8 & K98 K9 & K99 K10 & K910 K11 & K911 8868K1, K51, K61	11, 15, 16 10, 12, 15, 16, 21, 25 10, 11, 15, 16, 21, 25 10, 11, 15, 16, 21, 25 7, 9, 13, 14, 15, 16, 18, 19, 22, 23, 26-29
8501K2 K3 K4 K5 K6	13, 14, 15, 16, 18, 19, 22, 26-29 13, 14, 15, 16, 18, 19, 22, 26-29 10, 11, 15, 16, 20, 21, 24, 25 10, 11, 15, 16, 21, 25 13, 15, 16, 19, 23, 26-29	8868K2, K52, K62 K3, K53, K63 K4, K54, K64 K5, K55, K65 K6, K56, K66	13, 14, 15, 16, 18, 19, 22, 26-29 13, 14, 15, 16, 18, 19, 22, 26-29 10, 11, 15, 16, 20, 21, 24, 25 10, 11, 15, 16, 21, 25 9, 13, 15, 16
8501K7 K8 K9 K10 K11	7, 9, 13, 15, 16 11, 15, 16 10, 12, 15, 16, 21, 25 10, 11, 15, 16, 21, 25 10, 11, 15, 16, 21, 25	8868K7, K57, K67 K8, K58, K68 8869K1, K1X, K51, K51X, K61, K61X K2, K2X, K52, K52X, K62, K62X K3, K3X, K53, K53X, K63, K63X	10, 12, 15, 16, 21, 25 10, 12, 15, 16, 21, 25 7, 9, 13, 14, 15, 16, 18, 19, 22, 23, 26-29 13, 14, 15, 16, 18, 19, 22, 26-29 13, 14, 15, 16, 18, 19, 22, 26-29
8501K12 K13 K14 thru K19 8502K1 K2	15, 16 13, 15, 16, 19, 23 7, 9, 13, 15, 16, 18, 19, 22, 23, 26-29 7, 9, 13, 14, 15, 16, 18, 19, 22, 23, 26-29 13, 14, 15, 16, 18, 19, 22, 26-29	8869K4, K4X, K54, K54X, K64, K64X K5, K5X, K55, K55X, K65, K65X K6, K6X, K56, K56X, K66, K66X K7, K7X, K57, K57X, K67, K67X 8867K8, K8X, K58, K58X, K68, K68X	10, 11, 15, 16, 20, 21, 24, 25 10, 11, 15, 16, 21, 25 7, 9, 13, 15, 16 10, 12, 15, 16, 21, 25 10, 12, 15, 16, 21, 25
8502K3 K4 K5 K6 K7	13, 14, 15, 16, 18, 19, 22, 23, 26-29 10, 11, 15, 16, 20, 21, 24, 25 10, 11, 15, 16, 21, 25 13, 15, 16, 19, 23, 26-29 7, 9, 13, 15, 16	8869K9, K9X, K59, K59X, K69, K69X K10, K10X, K510, K510X, K610, K610X K11, K11X, K511, K511X, K611, K611X 8854K1 8854K2	7, 9, 13, 14, 15, 16, 18, 19, 22, 23, 26-29 13, 14, 15, 16, 18, 19, 22, 26-29 13, 14, 15, 16, 18, 19, 22, 26-29 7, 9, 13, 14, 15, 16, 18, 19, 22, 23, 26-29 13, 14, 15, 16, 18, 19, 22, 26-29
8502K8 K9 K10 K11 K12	11, 15, 16 10, 12, 15, 16, 21, 25 10, 11, 15, 16, 21, 25 10, 11, 15, 16, 21, 25 15, 16	8854K3 K4 K5 K6 K7	13, 14, 15, 16, 18, 19, 22, 26-29 10, 11, 15, 16, 20, 21, 24, 25 10, 11, 15, 16, 21, 25 7, 9, 13, 15, 16 10, 12, 15, 16, 21, 25
8502K13 K15 thru K17 8700K15 8701K14 8709K15	13, 15, 16, 19, 23 7, 9, 13, 15, 16, 18, 19, 22, 23, 26-29 1, 3, 6, 17 4, 5, 6 3, 6	8854K8 K9 K10 K11	10, 12, 15, 16, 21, 25 7, 9, 13, 14, 15, 16, 18, 19, 22, 23, 26-29 13, 14, 15, 16, 18, 19, 22, 26-29 13, 14, 15, 16, 18, 19, 22, 26-29
8718K5 8740K12 8742K10 8744K10 8790K4	3, 6 2, 6 3, 6, 17 2, 6 6	8570K1-16, -20 K2-16, -20 K3-16, -20 K4-16, -20 K5-16, -20	7, 9, 13, 14, 16, 18, 19, 22, 23, 26-29 13, 14, 16, 18, 19, 22, 26-29 13, 14, 16, 18, 19, 22, 26-29 10, 11, 16, 20, 21, 24, 25 10, 11, 16, 21, 25
8792K3 8836K1 & K91 K2 & K92 K3 & K93 K4 & K94	6 7, 9, 13, 14, 15, 16, 18, 19, 22, 23, 26-29 13, 14, 15, 16, 18, 19, 22, 26-29 13, 14, 15, 16, 18, 19, 22, 26-29 10, 11, 15, 16, 20, 21, 24, 25	8570K6-16, -20 K7-16, -20 K8-16, -20 K9-16, -20 K10-16, -20	13, 16, 19, 23, 26-29 7, 9, 13, 16 11, 16 10, 12, 16, 21, 25 10, 11, 16, 21, 25
8836K5 & K95 K6 & K96 K7 & K97 K8 & K98 K9 & K99	10, 11, 15, 16, 21, 25 13, 15, 16, 19, 23, 26-29 7, 9, 13, 15, 16 11, 15, 16 10, 12, 15, 16, 21, 25	8570K11-16, -20 K12-16, -20 K13-16, -20 8571K1-16, -20 K2-16, -20	10, 11, 16, 21, 25 16 13, 16, 19, 23 7, 9, 13, 14, 16, 18, 19, 22, 23, 26-29 13, 14, 16, 18, 19, 20, 26-29
8836K10 & K910 K11 & K911 8837K1 & K91 K2 & K92 K3 & K93	10, 11, 15, 16, 21, 25 10, 11, 15, 16, 21, 25 7, 9, 13, 14, 15, 16, 18, 19, 22, 23, 26-29 13, 14, 15, 16, 18, 19, 22, 26-29 13, 14, 15, 16, 18, 19, 22, 26-29	8571K3-16, -20 K4-16, -20 K5-16, -20 K6-16, -20 K7-16, -20	13, 14, 16, 18, 19, 22, 26-29 11, 16, 20, 21, 24, 25 10, 11, 16, 21, 25 13, 16, 19, 23, 26-29 7, 9, 13, 16

① Listing covers only those switches that can be used with a switch guard.


ACCESSORIES
Switch Guard Application Table

ACCESSORIES

Switch Catalog Number ①	Switch Guard Code Number	Switch Catalog Number ①	Switch Guard Code Number
8571K8-16, -20 K9-16, -20 K10-16, -20 K11-16, -20 K12-16, -20	11, 16 10, 12, 16, 21, 25 10, 11, 16, 21, 25 10, 11, 16, 21, 25 16	8520K1 K4 K9 8521K1 K4	7, 9, 13, 14, 15, 16, 18, 19, 22, 23, 26-29 10, 11, 15, 16, 20, 21, 24, 25 10, 12, 15, 16, 21, 25 7, 9, 13, 14, 15, 16, 18, 19, 22, 23 10, 11, 15, 16, 20, 21, 24, 25
8571K13-16, -20 K17-16, -20 K18-16, -20 K19-16, -20 8572K1-16, -20	13, 16, 19, 23 7, 9, 13, 16, 18, 19, 22, 23, 26-29 13, 14, 16, 18, 19, 22, 26-29 13, 14, 16, 18, 19, 22, 26-29 7, 9, 13, 14, 16, 18, 19, 22, 23, 26-29	8521K9 8522K1 K4 K9 8526K2	10, 12, 15, 16, 20, 21, 24, 25 7, 9, 13, 14, 15, 16, 18, 19, 22, 23, 26-29 10, 11, 15, 16, 20, 21, 24, 25 10, 12, 15, 16, 21, 25 13, 14, 15, 16, 18, 19, 22, 26-29
8572K2-16, -20 K3-16, -20 K4-16, -20 K5-16, -20 K6-16, -20	13, 14, 16, 18, 19, 22, 26-29 13, 14, 16, 20, 21, 24, 25 10, 11, 16, 20, 21, 24, 25 10, 11, 16, 21, 25 13, 16, 19, 23, 26-29	8526K3 K5 8527K2 K3 K5	13, 14, 15, 16, 18, 19, 22, 26-29 10, 11, 15, 16, 21, 25 13, 14, 15, 16, 18, 19, 22, 26-29 13, 14, 15, 16, 18, 19, 22, 26-29 10, 11, 15, 16, 21, 25
8572K7-16, -20 K8-16, -20 K9-16, -20 K10-16, -20 K11-16, -20	7, 9, 13, 16 11, 16 10, 12, 16, 21, 25 10, 11, 16, 21, 25 10, 11, 16, 21, 25	8528K2 K3 K5 8530K1, K31, K91 K2, K32, K92	13, 14, 15, 16, 18, 19, 22, 26-29 13, 14, 15, 16, 18, 19, 22, 26-29 10, 11, 15, 16, 21, 25 7, 9, 13, 14, 15, 16, 18, 19, 22, 23, 26-29 13, 14, 15, 16, 18, 19, 22, 26-29
8572K12-16, -20 K13-16, -20 K15-16, -20 K16-16, -20 K17-16, -20	16 13, 16, 19, 23 7, 9, 13, 16, 18, 19, 22, 23, 26-29 13, 14, 16, 18, 19, 22, 26-29 13, 14, 16, 18, 19, 22, 26-29	8530K3, K33, K93 K4, K34, K94 K5, K35, K95 K6, K36, K96 K7, K37, K97	13, 14, 15, 16, 18, 19, 22, 26-29 10, 11, 15, 16, 20, 21, 24, 25 10, 11, 15, 16, 21, 25 13, 15, 16, 19, 23, 26-29 7, 9, 13, 15, 16
8510K1 K2 K3 K4 K5	7, 9, 13, 14, 15, 16, 18, 19, 22, 23, 26-29 13, 14, 15, 16, 18, 19, 22, 26-29 13, 14, 15, 16, 18, 19, 22, 26-29 10, 11, 15, 16, 20, 21, 24, 25 10, 11, 16, 21, 25	8530K8, K38, K98 K9, K39, K99 K10, K310, K910 K11, K311, K911 K12, K312, K912	11, 15, 16 10, 12, 15, 16, 21, 25 10, 11, 15, 16, 21, 25 10, 11, 15, 16, 21, 25 15, 16
8510K6 K7 K8 K9 K10	13, 15, 16, 18, 23, 26-29 7, 9, 13, 15, 16 11, 15, 16 10, 12, 15, 16, 21, 25 10, 11, 15, 16, 21, 25	8530K13, K313, K913 8531K1, K31, K91 K2, K32, K92 K3, K33, K93 K4, K34, K94	13, 15, 16, 19, 23 7, 9, 13, 14, 15, 18, 19, 22, 23, 26-29 13, 14, 15, 16, 18, 19, 22, 26-29 13, 14, 15, 16, 18, 19, 22, 26-29 10, 11, 15, 16, 20, 21, 24, 25
8510K11 K12 K13 8511K1 K2	10, 11, 15, 16, 21, 25 15, 16 13, 15, 16, 19, 23 7, 9, 13, 14, 15, 16, 18, 19, 22, 23, 26-29 13, 14, 15, 16, 18, 19, 22, 26-29	8531K5, K35, K95 K6, K36, K96 K7, K37, K97 K8, K38, K98 K9, K39, K99	10, 11, 15, 16, 21, 25 13, 15, 16, 19, 23, 26-29 7, 9, 13, 15, 16 11, 15, 16 10, 12, 15, 16, 21, 25
8511K3 K4 K5 K6 K7	13, 14, 15, 16, 18, 19, 22, 26-29 10, 11, 15, 16, 20, 21, 24, 25 10, 11, 15, 16, 21, 25 13, 15, 16, 19, 23, 26-29 7, 9, 13, 15, 16	8531K10, K310, K910 K11, K311, K911 K12, K312, K912 K13, K313, K913 K14, K314, K914	10, 11, 15, 16, 21, 25 10, 11, 15, 16, 21, 25 15, 16 13, 15, 16, 19, 23 7, 9, 13, 15, 16, 18, 19, 22, 23, 26-29
8511K8 K9 K10 K11 K12	11, 15, 16 10, 12, 15, 16, 21, 25 10, 11, 15, 16, 21, 25 10, 11, 15, 16, 21, 25 15, 16	8531K15, K315, K915 K16, K316, K916 K17, K317, K917 K18, K318, K918 K19, K319, K919	13, 14, 15, 16, 18, 19, 22, 26-29 13, 14, 15, 16, 18, 19, 22, 26-29 7, 9, 13, 15, 16, 18, 19, 22, 23, 26-29 13, 14, 15, 16, 18, 19, 22, 26-29 13, 14, 15, 16, 18, 19, 22, 26-29
8511K13 K14 K15 K16 8512K1	13, 15, 16, 18, 23 7, 9, 13, 15, 16, 18, 19, 22, 23, 26-29 13, 14, 15, 16, 18, 19, 22, 26-29 13, 14, 15, 16, 18, 19, 22, 26-29 7, 9, 13, 14, 15, 16, 18, 19, 22, 23, 26-29	8532K1, K31, K91 K2, K32, K92 K3, K33, K93 K4, K34, K94 K5, K35, K95	7, 9, 13, 14, 15, 16, 18, 19, 22, 23, 26-29 13, 14, 15, 16, 18, 19, 22, 26-29 13, 14, 15, 16, 18, 19, 22, 26-29 10, 11, 15, 16, 20, 21, 24, 25 10, 11, 15, 16, 21, 25
8512K2 K3 K4 K5 K6	13, 14, 15, 16, 18, 19, 22, 26-29 13, 14, 15, 16, 18, 19, 22, 26-29 10, 11, 15, 16, 20, 21, 24, 25 10, 11, 15, 16, 21, 25 13, 15, 16, 19, 23, 26-29	8532K6, K36, K96 K7, K37, K97 K8, K38, K98 K9, K39, K99 K10, K310, K910	13, 15, 16, 19, 23, 26-29 7, 9, 13, 15, 16 11, 15, 16 10, 12, 15, 16, 21, 25 10, 11, 15, 16, 21, 25
8512K7 K8 K9 K10 K11	7, 9, 13, 15, 16 11, 15, 16 10, 12, 15, 16, 21, 25 10, 11, 15, 16, 21, 25 10, 11, 15, 16, 21, 25	8532K11, K311, K911 K12, K312, K912 K13, K313, K913 K15, K315, K915 K16, K316, K916	10, 11, 15, 16, 21, 25 15, 16 13, 15, 16, 19, 23 7, 9, 13, 15, 16, 18, 19, 22, 23, 26-29 13, 14, 15, 16, 18, 19, 22, 26-29
8512K12 K13 K15 K16 K17	15, 16 13, 15, 16, 19, 23 7, 9, 13, 15, 16, 18, 19, 22, 23, 26-29 13, 14, 15, 16, 18, 19, 22, 26-29 13, 14, 15, 16, 18, 19, 22, 26-29	8532K17, K317, K917	13, 14, 15, 16, 18, 19, 22, 26-29

① Listing covers only those switches that can be used with a switch guard.



ACCESSORIES

Switch Guard Application Table

Switch Catalog Number ①	Switch Guard Code Number	Switch Catalog Number ①	Switch Guard Code Number
A3-10 SERIES A3-32 SERIES A3-33 SERIES A3-40 SERIES A3-200-01	10, 12, 15, 16, 21, 25 10, 11, 15, 16, 20, 21, 24, 25 10, 11, 15, 16, 20, 21, 24, 25 10, 11, 15, 16, 20, 21, 24, 25 7, 9, 13, 14, 15, 16, 18, 19, 22, 23	A3-206-06 -07 A3-208-01 -02 -03	10, 11, 15, 16, 21, 25 10, 11, 15, 16, 21, 25 7, 9, 13, 14, 15, 16, 18, 19, 22, 23 13, 14, 15, 16, 18, 19, 22, 26-29 13, 14, 15, 16, 18, 19, 22, 26-29
A3-200-02 -03 -04 -05 -06	13, 14, 15, 16, 18, 19, 22, 26-29 13, 14, 15, 16, 18, 19, 22, 26-29 13, 14, 15, 16, 18, 19, 22, 26-29 10, 11, 15, 16, 20, 21, 24, 25 10, 11, 15, 16, 21, 25	A3-208-04 -05 -06 -07 A3-210-01	13, 14, 15, 16, 18, 19, 22, 26-29 10, 11, 15, 16, 20, 21, 24, 25 10, 11, 15, 16, 21, 25 10, 11, 15, 16, 21, 25 7, 9, 13, 14, 15, 16, 18, 19, 22, 23
A3-200-07 A3-202-01 -02 -03 -04	10, 11, 15, 16, 21, 25 7, 9, 13, 14, 15, 16, 18, 19, 22, 23 13, 14, 15, 16, 18, 19, 22, 26-29 13, 14, 15, 16, 18, 19, 22, 26-29 13, 14, 15, 16, 18, 19, 22, 26-29	A3-210-02 -03 -04 -05 -06	13, 14, 15, 16, 18, 19, 22, 26-29 13, 14, 15, 18, 19, 22, 26-29 13, 14, 15, 16, 18, 19, 22, 26-29 10, 11, 15, 16, 20, 21, 24, 25 10, 11, 15, 16, 21, 25
A3-202-05 -06 -07 A3-204-01 -02	10, 11, 16, 20, 21, 24, 25 10, 11, 15, 16, 21, 25 10, 11, 15, 16, 21, 25 7, 9, 13, 14, 15, 16, 18, 19, 22, 23 13, 14, 15, 16, 18, 19, 22, 26-29	A3-210-07 A3-212-01 -02 -03 -04	10, 11, 15, 16, 21, 25 7, 9, 13, 14, 15, 16, 18, 19, 22, 23 13, 14, 15, 16, 18, 19, 22, 26-29 13, 14, 15, 16, 18, 19, 22, 26-29 13, 14, 15, 16, 18, 19, 22, 26-29
A3-204-03 -04 -05 -06 -07	13, 14, 15, 16, 18, 19, 22, 26-29 13, 14, 15, 16, 18, 19, 22, 26-29 10, 11, 15, 16, 20, 21, 24, 25 10, 11, 15, 16, 21, 25 10, 11, 15, 16, 21, 25	A3-212-05 -06 -07 A3-214-01 -02	10, 11, 15, 16, 20, 21, 24, 25 10, 11, 15, 16, 21, 25 10, 11, 15, 16, 21, 25 7, 9, 13, 14, 15, 16, 18, 19, 22, 23 12, 14, 15, 16, 18, 19, 22, 26-29
A3-206-01 -02 -03 -04 -05	7, 9, 13, 14, 15, 16, 18, 19, 22, 23 13, 14, 15, 16, 18, 19, 22, 26-29 13, 14, 15, 16, 18, 19, 22, 26-29 13, 14, 15, 16, 18, 19, 22, 26-29 10, 11, 15, 16, 20, 21, 24, 25	A3-214-03 -04 -05 -06 -07	13, 14, 15, 16, 18, 19, 22, 26-29 13, 14, 15, 16, 18, 19, 22, 26-29 10, 11, 15, 16, 20, 21, 24, 25 10, 11, 15, 16, 21, 25 10, 11, 15, 16, 21, 25

① Listing covers only those switches that can be used with a switch guard.




ACCESSORIES

Pushbutton Shields for Series C100, D200W, H2200, J300, W100 and WC1500 Switches

ACCESSORIES

FEATURES	DESCRIPTION
<ul style="list-style-type: none"> • Protection against accidental actuation • Rugged construction • Anodized for corrosion protection • Threaded or unthreaded • Available in black, clear or red • Various size ranges 	<p>These anodized aluminum shields guard pushbuttons against accidental operation. Internally threaded, the shields are usually used on basic switches in place of mounting adapters although Type W or other narrow adapters can be used with shields. Consult switch and adapter drawings for proper thread size when ordering shields. Order shields separately by part number.</p>

SELECTION TABLE

	Type	Part Number	Color	"A" Dimension	"B" Dimension	"C" Dimension	"D" Dimension	"E" Dimension	
	Knurled Shields	73-2474	Clear Anodized	.625	.875	.500	1/2-32 NS-2B	----	
		73-2474-2	Black Anodized	.625	.875	.500	1/2-32 NS-2B	----	
		73-2474-3	Red Anodized	.625	.875	.500	1/2-32 NS-2B	----	
		73-2475	Clear Anodized	.406	.875	.281	1/2-32 NS-2B	----	
		73-2475-2	Black Anodized	.406	.875	.281	1/2-32 NS-2B	----	
		73-2475-3	Red Anodized	.406	.875	.281	1/2-32 NS-2B	----	
	Knurled Shields	73-2486	Clear Anodized	.406	.875	.281	5/8-24 NEF-2B	----	
		73-2486-2	Black Anodized	.406	.875	.281	5/8-24 NEF-2B	----	
		73-2486-3	Red Anodized	.406	.875	.281	5/8-24 NEF-2B	----	
		73-2487	Clear Anodized	.406	.875	.281	15/32-32 NS-2B	----	
		73-2487-2	Black Anodized	.406	.875	.281	15/32-32 NS-2B	----	
		73-2487-3	Red Anodized	.406	.875	.281	15/32-32 NS-2B	----	
		Smooth Shields	73-2478	Clear Anodized	.688	.953	.641	1/2 Hole	----
			73-2478-2	Black Anodized	.688	.953	.641	1/2 Hole	----
73-2478-3			Red Anodized	.688	.953	.641	1/2 Hole	----	
Smooth Shields		73-2479	Clear Anodized	.844	.953	.719	5/8-24 NEF-2B	----	
		73-2479-2	Black Anodized	.844	.953	.719	5/8-24 NEF-2B	----	
		73-2479-3	Red Anodized	.844	.953	.719	5/8-24 NEF-2B	----	
	Rolled Edge Shields	73-2476	Clear Anodized	.422	1.063	.375	1/2 Hole	61/64	
		73-2476-2	Black Anodized	.422	1.063	.375	1/2 Hole	61/64	
		73-2476-3	Red Anodized	.422	1.063	.375	1/2 Hole	61/64	
		73-2477	Clear Anodized	.688	1.063	.641	1/2 Hole	61/64	
		73-2477-2	Black Anodized	.688	1.063	.641	1/2 Hole	61/64	
		73-2477-3	Red Anodized	.688	1.063	.641	1/2 Hole	61/64	
		73-2480	Clear Anodized	.422	1.063	.375	5/8 Hole	61/64	
		73-2480-2	Black Anodized	.422	1.063	.375	5/8 Hole	61/64	
		73-2480-3	Red Anodized	.422	1.063	.375	5/8 Hole	61/64	
		73-2481	Clear Anodized	.610	1.188	.563	5/8 Hole	1 3/32	
		73-2481-3	Red Anodized	.610	1.188	.563	5/8 Hole	1 3/32	
		73-2485	Clear Anodized	.688	1.063	.641	5/8 Hole	61/64	
	73-2485-2	Black Anodized	.688	1.063	.641	5/8 Hole	61/64		
	73-2485-3	Red Anodized	.688	1.063	.641	5/8 Hole	61/64		
	Rolled Edge Shields	73-2488	Clear Anodized	.500	1.063	.375	5/8-24 NEF-2B	61/64	
		73-2488-2	Black Anodized	.500	1.063	.375	5/8-24 NEF-2B	61/64	
		73-2488-3	Red Anodized	.500	1.063	.375	5/8-24 NEF-2B	61/64	
		73-2489-2 [ⓐ]	Clear Anodized	.719	1.063	.594	5/8-24 NEF-2B	61/64	
		73-2489-3 [ⓐ]	Black Anodized	.719	1.063	.594	5/8-24 NEF-2B	61/64	
		73-2489-4 [ⓐ]	Red Anodized	.719	1.063	.594	5/8-24 NEF-2B	61/64	
		73-2490	Clear Anodized	.547	1.063	.500	5/8 Hole	61/64	
		73-2490-2	Red Anodized	.547	1.063	.500	5/8 Hole	61/64	
		73-2490-3	Black Anodized	.547	1.063	.500	5/8 Hole	61/64	

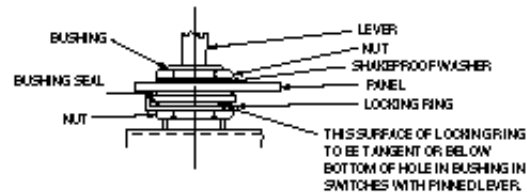
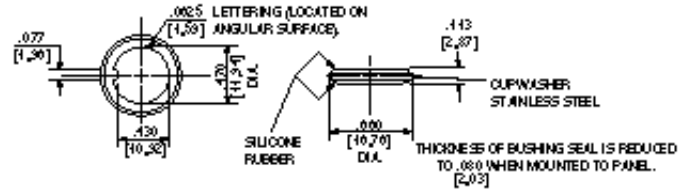
[ⓐ] May also be used with following mounting adapter types: A, B, D, DA, E, HA, P, PA, U, W.

ACCESSORIES

Protective Seals

PANEL SEAL PART NO. 32-341

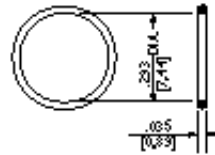
- Prevents moisture and contaminants from entering panel enclosure
- Behind panel mounting
- Stainless steel cup washer assures proper seating of silicone rubber seal
- Seal withstands 20 psi water pressure
- MIL part number M5423/16-001 (Supersedes MIL part number MS25196-1)



BUSHING SEAL TO BE ASSEMBLED SO THAT SURFACE, WITH MARKING 'BOT TOM,' IS DOWN. LOCKING RING CAN BE ASSEMBLED WITH EAR EITHER UP OR DOWN.

"O" RING SEAL PART NO. 32-239-15

- Replacement panel seal for miniature positive action switches (8866 and 886™)
- Prevents entrance of contaminants into the panel enclosure
- Silicone rubber




SWITCH BOOTS

Specifications

- Flexible silastic material prevents contaminants from entering switch
- 49-2030-2 designed for sealing Military high capacity switches (1-11/16" large lever)
- Popular 8846K2 consists of a boot 49-2033-2, nut 15-567, flexible washer 16-3084 and metal washer 16-1382

SELECTION TABLE

Application	Catalog Or Part Number
Flush Mounted Switches	49-2030-2
One Hole Mounted Switches	8864K2

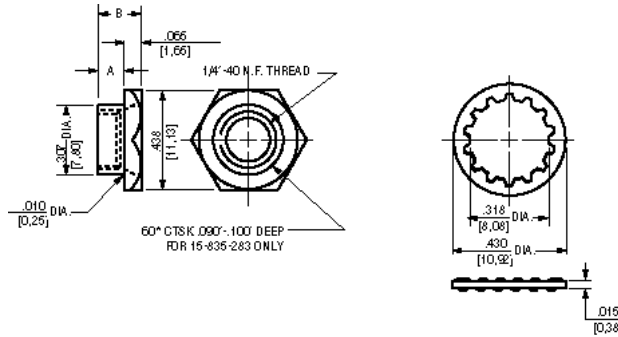


ACCESSORIES

Adapter Nut and Attachable Tips

MOUNTING ADAPTER NUT FOR MINIATURE POSITIVE ACTION SWITCHES

- For 8866 and 8867 type miniature switches
- Facilitates thick panel mounting
- Three adapter sizes available



SELECTION TABLE



Mounting Adapter Nut

Dimension "A"	Dimension "B"	Panel Thickness		Part Number
		Standard Without Optional Lockwasher	With Optional Lockwasher Pt. No. 16-1880	
.067 [1,70]	.137 [3,47]	.107 [2,71]	.090 [2,28]	15-835
.077 [1,95]	Nominal	.157 [3,98]	.140 [3,55]	
.129 [3,27]	.199 [5,05]	.169 [4,29]	.152 [3,86]	15-835-3
.139 [3,53]	Nominal	.219 [5,56]	.202 [5,13]	
.192 [4,87]	.262 [6,65]	.232 [5,89]	.215 [5,46]	15-835-2
.202 [5,13]	Nominal	.282 [7,16]	.265 [6,73]	

ATTACHABLE TIPS

- Facilitates identification of various switch functions
- 24-1939 tips nickel plated for corrosion resistance
- 24-1939 tips snap on and are held by strong clip action at the base
- Vinyl slip on lever caps available for both miniature and standard bat lever switches

SELECTION TABLE



Part Numbers
49-4157 thru 49-4159



Part Numbers
49-4307 and 49-4308



Part Number
24-1939

Application	Type of Tip	Government Part Number	Part Number
Attachable T ips			
Standard Bat Lever Switches	Fluorescent	AN3221-1	24-1939
Vinyl Slip-On Lever Caps			
Standard Bat Lever Switches	Black	--	49-4307
	Red	--	49-4308
Miniature Bat Lever Switches	Black	--	49-4157
	Red	--	49-4158
	White	--	49-4159



ACCESSORIES

Mounting and Terminal Hardware

Switch Catalog Number	Mounting Hardware ①				Terminal Hardware ①			
	Lock Nut	Face Nut	Lock Washer	Locking Ring	Terminal Screws	Terminal Lug or Nut	Lock Washer	Misc. Hardware
8500-8505	15-966-6	15-966-6	16-886	29-761	11-2379	---	---	---
8510-8515	15-966-6	15-966-6	16-886	29-761	11-2379	---	---	---
8520-8528	15-966-6	15-966-6	16-886	29-761	11-2379	---	---	---
8530-8538	15-966-6	15-966-6	16-886	29-761	11-2379	---	---	---
8540-8548	---	---	---	---	11-2379	---	---	---
8566-8568	15-966-6	15-966-6	16-886	29-761	11-2379	---	---	---
8570-8575	15-966-6	15-966-6	16-886	29-761	---	---	---	---
8780-8782	---	---	---	---	---	815-601-3	16-365-2	16-421-5
8790-8792	---	---	---	---	---	815-601-3	16-3493	821-1114-6
8836-8838	15-966-6	15-966-6	16-886	29-761	11-2379	---	---	---
8843-8845	15-966-6	15-966-6	16-886	29-761	11-2379	---	---	---
8855-8856	15-966-6	15-966-6	16-886	29-761	---	---	---	---
8866-8867	---	15-454-13	16-1751	---	---	---	---	32-239-15
8868-8869	15-966-6	15-966-6	16-886	29-761	---	---	---	---
A11200	15-1577	Adapter	16-3207	---	11-4177	80-4961	16-3257-22	---
A1224BT	---	15-1574	16-3209	---	11-4074	---	16-3257-12	---
A1285BT	---	15-1574	16-3209	---	11-4074	---	16-3257-12	---
A20267	---	15-1594	15-3215-3	52-2075	---	---	---	---
A20271	---	15-1594	16-3215-3	52-2075	---	---	---	---
A20272	---	15-1594	16-3215-3	52-2075	---	---	---	---
A20273	---	15-1594	16-3215-3	52-2075	---	---	---	---
A3-200 thru	---	15-1594	16-3215	52-2050	---	---	---	---
A3-215	15-1594	15-1594	16-3255-23	52-2041-6	---	---	---	---
A3-32-270	---	15-1596	---	---	---	---	---	---
A3-41-270 thru	---	---	---	---	---	---	---	---
A3-48-270	15-1591	15-1591	---	52-20511	---	---	---	---
A3-54-103	15-1596	15-1623-2	16-3255-23	52-2041-6	---	---	---	---
A3-54-270	15-1596	15-1623-2	16-3255-23	52-2041-6	---	---	---	---
A3-55-270	15-1596	15-1623-2	16-3255-23	52-2041-6	---	---	---	---
A4-5-270	15-1591	15-1591	---	52-2051	---	---	---	---
A4-6-270	15-1591	15-1591	---	52-2051	---	---	---	---
A4-7-270	15-1666-6	15-1566-6	---	52-2041-6	---	---	---	---
A4-18-270	15-1566-6	15-1566-6	---	52-2041-6	---	---	---	---
A4-63-110	15-1566-6	15-1566-6	---	52-2041-6	---	---	---	---
A4-86-270	15-1566-6	15-1566-6	---	52-2041-6	---	---	---	---
A800	15-1572	Adapter	16-3209	---	11-4177	80-4961	16-3257-22	---
AT1226	---	15-1572	16-3209	52-2039	---	---	---	---
B7070	15-1580-4	15-1580-4	16-3255-16	---	---	---	---	---
B7070B	15-1580-3	15-1580-3	16-3255-16	---	---	---	---	---
B7070BR	15-1580-3	15-1580-3	16-3255-16	---	---	---	---	---
B7070R	15-1580-4	15-1580-4	16-3255-16	---	---	---	---	---
B9001B	15-1580-4	15-1580-4	16-3255-16	---	---	---	---	---
B9001BB	15-1580-3	15-1580-3	16-3255-16	---	---	---	---	---
B9001BR	15-1580-3	15-1580-3	16-3255-16	---	---	---	---	---
B9001R	15-1580-4	15-1580-4	16-3255-16	---	---	---	---	---
B9002B	15-1580-4	15-1580-4	16-3255-16	---	---	---	---	---
B9002BB	15-1580-3	15-1580-3	16-3255-16	---	---	---	---	---
B9002BR	15-1580-3	15-1580-3	16-3255-16	---	---	---	---	---
B9002R	15-1580-4	15-1580-4	16-3255-16	---	---	---	---	---
B9021BB thru	---	---	---	---	---	---	---	---
B9021CR	15-1568	---	16-3203	---	---	---	---	---
B9022BB thru	---	---	---	---	---	---	---	---
B9022CR	15-1568	---	16-3203	---	---	---	---	---
BR7070	15-1580-4	15-1580-4	16-3255-16	---	---	---	---	---
BW9001B	15-1580-4	15-1580-4	16-3255-16	---	---	---	---	---
BW9001BB	15-1580-3	15-1580-3	16-3255-16	---	---	---	---	---
BW9001BR	15-1580-3	15-1580-3	16-3255-16	---	---	---	---	---
BW9001R	15-1580-3	15-1580-3	16-3255-16	---	---	---	---	---
BW9002B	15-1580-4	15-1580-4	16-3255-16	---	---	---	---	---
BW9002BB	15-1580-3	15-1580-3	16-3255-16	---	---	---	---	---
BW9002BR	15-1580-3	15-1580-3	16-3255-16	---	---	---	---	---
BW9002R	15-1580-3	15-1580-3	16-3255-16	---	---	---	---	---
BW9021BB thru	---	---	---	---	---	---	---	---
BW9021CR	15-1568	---	16-3203	---	---	---	---	---
BW9022BB thru	---	---	---	---	---	---	---	---
BW9022CR	15-1568	---	16-3203	---	---	---	---	---
C100 Series	15-1572*	Adapter	16-3209*	---	11-4177	80-4961	16-3257-22	---
C200 Series	15-1572*	Adapter	16-3209*	---	11-4177	80-4961	16-3257-22	---
TW3103	15-1580	15-1580	---	52-2043	---	---	---	---
TW3113	15-1580	15-1580	---	52-2043	---	---	---	---

① Hardware items are sold as replacement parts for Eaton switches only.

* Locking nut 15-1597 and washer 16-3209-2 furnished with black finished devices.


ACCESSORIES
Mounting and Terminal Hardware

Switch Catalog Number	Mounting Hardware ①				Terminal Hardware ①			
	Lock Nut	Face Nut	Lock Washer	Locking Ring	Terminal Screws	Terminal Lug or Nut	Lock Washer	Misc. Hardware
TW20000 TW20001 TW20002 W100 Series W1501	15-1582 15-1582 15-1582 15-1572* 15-1573	15-1582 15-1582 15-1582 Adapter Adapter	16-3202 16-3202 16-3202 16-3209* 16-3201	52-2046 52-2046 52-2046 --- ---	--- --- --- 11-4177 ---	--- --- --- 80-4961 ---	--- --- --- 16-3257-22 ---	--- --- --- --- ---
W1501R W301 W302 W303 W403P6	15-1573 --- --- --- 15-1572	Adapter 15-1577 15-1577 15-1577 Adapter	16-3201 16-3207 16-3207 16-3207 16-3207	--- --- --- --- ---	--- --- --- --- ---	--- --- --- --- ---	--- --- --- --- ---	--- --- --- --- ---
W403P6R W9001 thru W9006 Series W9601 thru W9606 Series	115-1572 15-1572 15-1572	Adapter Adapter Adapter	16-3209 16-3209 16-3209 and 16-3113	--- 52-2042 ---	--- --- 11-4177	--- --- 80-4961	--- --- 16-3257-22	--- --- ---
W9623 Series W150 Series C20050 Series C3100 Series C4100 Series	15-1572 15-1572* --- 15-1577 15-1577	Adapter Adapter 15-1577 15-1577 15-1577	16-3209 and 16-3113 16-3209* 16-3207 16-3207 16-3207	--- --- --- --- ---	11-4177 --- 11-4177 11-4177 11-4177	80-4961 --- 80-4961 80-4961 80-4961	16-3257-22 --- 16-3257-22 16-3257-22 16-3257-22	--- --- --- ---
D201 thru D207 Series H11-330 H11-31 H11-334 H11-335	15-1576 or 15-1577 or 15-1579 15-1637 15-1637 15-1637 15-1618-2	Adapter 15-1637 15-1637 15-1637 15-1618-2	16-3204 or 16-3207 or 16-3210 16-3255-23 16-3255-23 16-3255-23 16-3209	--- 52-2041-6 52-2041-6 52-2041-6 52-2055	11-4082 --- --- --- ---	--- --- --- --- ---	16-3257-22 --- --- --- ---	--- --- --- --- ---
H11-374 H11-375 H11-390 H11-391 H11-394	15-1637 15-1718-2 15-1637 15-1637 15-1637	15-1637 15-1618-2 15-1637 15-1637 15-1637	16-3255-23 16-3209 16-3255-23 16-3255-23 16-3255-23	52-2041-6 52-2055 52-2041-6 52-2041-6 52-2041-6	--- --- --- --- ---	--- --- --- --- ---	--- --- --- --- ---	--- --- --- --- ---
H11-395 H2211 H2256 J100 J103	15-1618-2 15-1572 15-1572 15-1576 15-1576	15-1618-2 Adapter Adapter Adapter Adapter	16-3209 16-3209 16-3209 16-3210 16-3210	52-2055 --- --- --- ---	--- --- --- 11-4177-65 11-4177-65	--- --- --- --- ---	--- --- --- 16-3257-22 16-3257-22	--- --- --- --- ---
J20145 J20149 J20152 J20153 J300 Series	--- --- --- --- 15-1572	15-1594 15-1594 15-1594 15-1594 Adapter	16-3215-3 16-3215-3 16-3215-3 16-3215-3 16-3209-3	52-2075 52-2075 52-2075 52-2075 ---	--- --- --- --- ---	--- --- --- --- ---	--- --- --- --- ---	--- --- --- --- ---
J4004 T1002 T1003 T1202 T1203	15-1572 --- --- --- ---	Adapter 15-1566 15-1566 15-1566 15-1566	16-3209 16-3204 16-3204 16-3204 16-3204	--- 52-2041 52-2041 52-2041 52-2041	--- 11-4177-65 11-4177-65 --- ---	--- --- --- --- ---	--- 16-3257-12 16-3257-12 --- ---	--- --- --- --- ---
T2106 T2114 T2150 T2153 T3103	15-1580 15-1580 15-1580 15-1580 15-1580	15-1580 15-1580 15-1580 15-1580 15-1580	--- --- --- --- ---	52-2043 52-2043 52-2043 52-2043 52-2043	--- --- --- --- ---	--- --- --- --- ---	--- --- --- --- ---	--- --- --- --- ---
T3106 T3113 TW1002 TW1003 TW2106	15-1580 15-1580 --- --- 15-1580	15-1580 15-1580 15-1566 15-1566 15-1580	--- --- 16-3204 16-3204 ---	52-2043 52-2043 52-2041 52-2041 52-2043	--- --- 11-4177-65 11-4177-65 ---	--- --- --- --- ---	--- --- 16-3257-12 16-3257-12 ---	--- --- --- --- ---
TW2150 TW2161	15-1580 15-1580	15-1580 15-1580	--- ---	52-2043 52-2043	--- ---	--- ---	--- ---	--- ---

① Hardware items are sold as replacement parts for Eaton switches only.

* Locking nut 15-1597 and washer 16-3209-2 furnished with black finished devices.

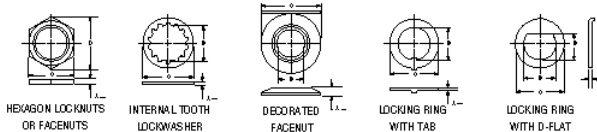


ACCESSORIES

Mounting and Terminal Hardware

SELECTION TABLE MOUNTING HARDWARE FOR ONE HOLE MOUNTING SWITCHES

MOUNTING NUTS							
Size (Inches)	Description	Material	Dimensions (Inches)				Part Number
			Thickness (Dimension "A")	Inside Diameter (Dimension "B")	O.D. or Dim. Across Flats (Dimension "C")	Dim. Across Corners (Dimension "D")	
1/4 - 40	Hexagon Facenut	Dull nickel plated brass	.063	---	.307	.344	15-454-13
	Hexagon Locknut/Facenut	Cadmium plated brass	.063	---	.309	---	15-1580
	Hexagon Locknut/Facenut	Black plated brass	.063	---	.309	---	15-1580-3
	Hexagon Locknut/Facenut	Cadmium plated steel	.063	---	.309	---	15-1580-4
	Hexagon Locknut/Facenut	Stainless steel-passivated	.094	---	.375	---	15-1591
13/32-32	Hexagon Facenut	Cadmium plated brass	.109	---	.500	---	15-1568
15/32-32	Hexagon Locknut/Facenut	Dull nickel plated steel	.078	---	.563	.656	15-966-6
	Hexagon Facenut	Cadmium plated brass	.078	---	.563	---	15-1566
	Hexagon Locknut/Facenut	Cadmium plated steel	.078	---	.563	---	15-1566-6
	Hexagon Locknut/Facenut	Cadmium plated steel	.093	---	.558	.640	15-1594
	Hexagon Locknut/Facenut	Stainless steel-passivated	.078	---	.563	---	15-1596
	Decorative Facenut	Chrome plated brass	.125	.375	.775	---	15-1623-2
Hexagon Locknut/Facenut	Cadmium plated steel	.125	---	.625	.720	15-1637	
1/2-32	Hexagon Locknut/Facenut	Cadmium plated brass	.140	---	.625	---	15-1577
5/8-18	Hexagon Facenut	Cadmium plated brass	.125	---	.813	---	15-1574
5/8-24	Hexagon Locknut	Tin-zinc plated brass	.094	---	.750	---	15-1572
	Hexagon Locknut/Facenut	Stainless steel-passivated	.125	---	.813	.930	15-1618-2
3/4-32	Hexagon Locknut	Cadmium plated brass	.125	---	1.00	---	15-1573
MOUNTING WASHERS, LOCKING RING AND PANEL SEAL							
1/4 DIA.	Internal Tooth Lockwasher	Stainless steel-passivated	.018	.261	.402	---	16-1751
	Internal Tooth Lockwasher	Cadmium plated steel	.018	.261	.403	---	16-3202
	Internal Tooth Lockwasher	Stainless steel-passivated	.025	.261	.469	---	16-3255-16
	Panel Seal	Silicone Rubber	.035	.295	.372	---	32-239-15
	Locking Ring (tab)	Cadmium plated brass	.031	.252	.344	---	52-2043
	Locking Ring (tab)	Stainless steel-passivated	.031	.260	.476	---	52-2051
	Locking Ring (D-flat)	Stainless steel-passivated	.029	.255	.398	---	52-2046
13/32 DIA.	Internal Tooth Lockwasher	Cadmium plated bronze	.022	.441	.540	---	16-3202
15/32 DIA.	Internal Tooth Lockwasher	Stainless steel-passivated	.018	.476	.600	---	16-886
	Internal Tooth Lockwasher	Stainless steel-passivated	.019	.476	.600	---	16-3255-23
	Internal Tooth Lockwasher	Cadmium plated steel	.018	.472	.594	---	16-3215
	Internal Tooth Lockwasher	Cadmium plated steel	.018	.472	.594	---	16-3215-3
	Internal Tooth Lockwasher	Cadmium plated bronze	.018	.472	.594	---	16-3204
	Locking Ring (tab)	Cadmium plated brass	.040	.475	.719	---	52-2041
	Locking Ring (tab)	Stainless steel-passivated	.040	.475	.719	---	52-2041-6
	Locking Ring (D-flat)	Cadmium plated steel	.048	.470	.719	.446	52-2075
	Locking Ring (tab)	Stainless steel-passivated	.040	.475	.719	---	29-761
	Locking Ring (D-flat)	Stainless steel-passivated	.040	.475	.719	---	52-2050
1/2 DIA.	Internal Tooth Lockwasher	Cadmium plated bronze	.022	.500	.625	---	16-3207
5/8 DIA.	Internal Tooth Lockwasher	Tin-zinc plated bronze	.022	.640	.875	---	16-3209
	Internal Tooth Lockwasher	Nickel plated bronze	.022	.640	.875	---	16-3209-3
	Gasket, washer	Neoprene rubber	.062	.625	.875	---	16-3113
	Locking Ring (tab)	Cadmium plated brass	.031	.631	.938	---	52-2042
	Locking Ring (tab)	Stainless steel-passivated	.040	.652	.875	---	52-2055
3/4 DIA.	Internal Tooth Lockwasher	Stainless steel-passivated	.022	.759	1.063	---	16-3201
7/8 DIA.	Internal Tooth Lockwasher	Cadmium plated bronze	.020	.885	1.095	---	16-3210
TERMINAL HARDWARE – SCREWS, LOCKWASHERS, LUGS AND NUTS							
#6-32 x .250 #6-32 x .187 #6-32 x .187 #2-56 x .130 #6-32 x .190	Terminal Sem screw	Dull nickel plated brass	---	---	---	---	11-2379
	Terminal screw	Dull nickel plated brass	---	---	---	---	11-4082
	Terminal screw	Dull nickel plated brass	---	---	---	---	11-4074
	Terminal screw	Dull nickel plated brass	---	---	---	---	11-4177
	Terminal screw	Dull nickel plated brass	---	---	---	---	11-4177-65
1/4 DIA. 1/4 DIA. 1/4 DIA. 1/4 DIA. 6/32 DIA. 2/56 DIA.	Lockwasher	Nickel plated brass	.064	.265	.500	---	16-421-5
	Lockwasher	Silverplated brass	.040	.275	.562	---	821-1114-6
	Lockwasher	Cadmium plated brass	.062	.259	.489	---	16-3493
	Lockwasher	Cadmium plated bronze	.063	.255	.487	---	16-365-2
	Lockwasher	Cadmium plated bronze	.031	.141	.253	---	16-3257-12
	Lockwasher	Cadmium plated bronze	.015	.088	.165	---	16-3257-22
#2/56 x .130	Terminal Lug	Tin plated brass	---	---	---	---	80-4961
1/4 - 20	Terminal Nut	Silver plated brass	---	---	---	---	815-601-3



© Hardware items are sold as replacement parts for EATON switches only.

ACCESSORIES