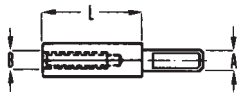


General Accessories

Height extension studs (4) per pack

	L (in.)	B A	B B
10.002	.39	M4	M4
15.002	.59	M4	M4
20.002	.79	M4	M4
25.002	.98	M4	M4
30.002	1.18	M4	M4
60.002	2.36	M4	M4
65.002	2.55	M4	M4
97.002	3.81	M4	M4




Back plate stand-off studs 0.25"

40600.099 (4) per pack

Louver plate

Fits one ventilation opening.

70000.261 (VL) Package includes 2 grids and 4 rivets



Color: Beige
Standard cutout 5" x 5"

Document pocket - DIN A4

Self-adhesive

1021.020 (PPS) 8.27 x 5.12 x .50
1031.010 (PPD) 9.00 x 8.50 x 1.00
Color: Beige



Carrying Handle

41270.070 (CH) Height 1.97
Width reinforcement rib + screws
Made of Vyncolite
Color: Black



Air vents


Two air vents must be mounted per enclosure to ensure sufficient air circulation and prevent condensation water. Complete with template and screws. Air vents are preferably mounted in the upper and lower part of the base.

10000.010 (MEDV) Set of 2 pieces in polyamide
Color: Grey



SEDV

Small drain vent set of 2 pieces in polyamide
Color: Grey



Keys

70000.356

For safety-lock No. V2432E



70000.450

For safety lock with .31" square (8 mm)



70000.451

For safety lock with .31" triangle (8 mm)



70156.105

For safety lock with .43" triangle (11 mm)



70000.452

For safety lock with double bit yale .12" (3 mm)



L/034191.009

Insulated spanner M20 (1000V)



Latches

VJLL

Optional twist latch



VJPL

Standard padlockable latch (316 stainless steel)



VJTPL

Optional twist padlockable latch



Surface-mounted windows

SW32 Detail drawings of window on page 47.

SW44 Detail drawings of window on page 47.

SW64 Detail drawings of window on page 47.

95HCD Hinged, with gasket IP55
Detail drawings of window on page 47.

SW84N
SW84X

Screw IP67, with indication strip
Screw IP67, without indication strip
UL listed when factory installed
Detail drawings of window on page 47.



SW97

Screw-on IP67
UL listed when factory installed on any enclosure
Detail drawings of window on page 47.

